



LE-L is the economic Leader Edge landscape wall frame option.

The LE-P is offered in three profile height options: 55, 107 and 153mm (2", 4", 6") in unlimited length options.

The economy version consists of three solid extrusion options cut to any desired length and uses specially designed injected ABS end caps that reproduce the unique appearance of the Leader Edge's unique side profile.

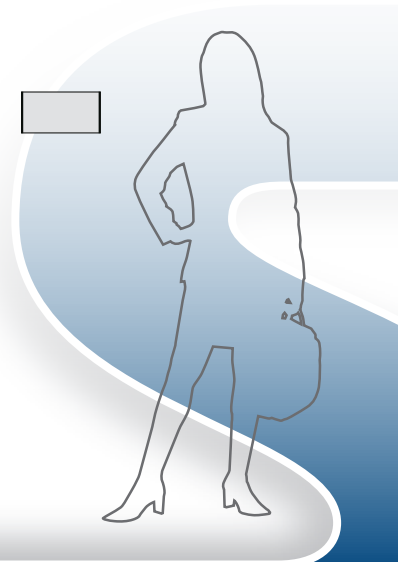
The ABS plastic end caps are available in three finishes to choose from: Grey, black and chrome plated.

Commonly used width options are presented; however, customized widths are available upon request.

A variety of insert materials such as printed paper, ADA photopolymer, engraved PVC, etched thin aluminum, silk printed plaques and many other inserts up to 1.6mm (0.060") thick, can be used to create limitless designs.

The smooth surface of the LE-L profiles is suitable for direct application of vinyl graphics. All units are supplied with a clear polycarbonate protective lens which can be removed using our silicone suction cup for an easy insert/removal.

The installation is very simple; a double-sided self-adhesive tape can be applied to the back of the frame, or concealed screws can be used as well through the built-in channels.






1

The ABS plastic end caps are available in three finishes to choose from: Grey, black and chrome plated.



2

An easy insert removal using our silicone suction cup.




3

An easy installation using double sided self-adhesive tape on the back.



4


LE-L is offered in three profile height options: 55, 107 and 153mm (2",4",6"), with unlimited length options.



5

Installation using concealed screws through the built-in channels.

LE-L-H-W-EC	
LE	System Type - Leader Edge
L	Sign layout - Landscape
H	Sign Unit Height - mm
W	Sign Unit Width - mm
EC	End caps finish GR - Grey BK - Black CR - Chrome Plated



The LE-L-DBM offers a cheaper option for the LEF configuration as it is using the ABS injected end caps instead of a perimeter frame, saving labor and weight.

The LE-L-DBM allow the use of rigid thicker face panels such as solid composite aluminum boards or other materials like acrylic, glass, wood etc' up to 3mm (0.125") thick with magnetic self-adhesive strips on the back providing easy insertion and removal, for use with direct printing or vinyl graphics.

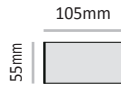
The LE-L-DBM is available in two units height option: 107,153mm (4",6").

LE-L-55

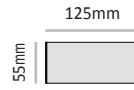
Commonly used unit width (other unit width can be ordered by demand)



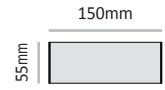
Cat. No.	LE-L-55-75
Unit Width	75 mm
Insert size	52mm X 75mm



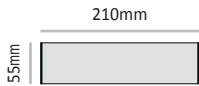
Cat. No.	LE-L-55-105
Unit Width	105 mm
Insert size	52mm X 105mm




Cat. No.	LE-L-55-125
Unit Width	125 mm
Insert size	52mm X 125mm




Cat. No.	LE-L-55-150
Unit Width	150 mm
Insert size	52mm X 150mm




Cat. No.	LE-L-55-210
Unit Width	210 mm
Insert size	52mm X 210mm



Cat. No.	LE-L-55-250
Unit Width	250 mm
Insert size	52mm X 250mm



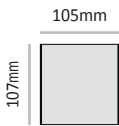
Cat. No.	LE-L-55-300
Unit Width	300 mm
Insert size	52mm X 300mm



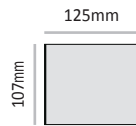
Cat. No.	LE-L-55-400
Unit Width	400 mm
Insert size	52mm X 400mm

LE-L-107

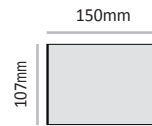
Commonly used unit width (other unit width can be ordered by demand)



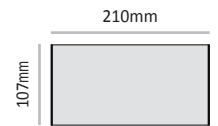
Cat. No.	LE-L-107-105
Unit Width	105 mm
Insert size	105mm X 105mm




Cat. No.	LE-L-107-125
Unit Width	125 mm
Insert size	105mm X 125mm



Cat. No.	LE-L-107-150
Unit Width	150 mm
Insert size	105mm X 150mm




Cat. No.	LE-L-107-210
Unit Width	210 mm
Insert size	105mm X 210mm



Cat. No.	LE-L-107-250
Unit Width	250 mm
Insert size	105mm X 250mm



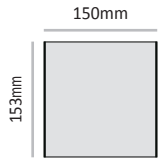
Cat. No.	LE-L-107-300
Unit Width	300 mm
Insert size	105mm X 300mm



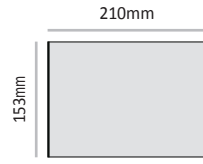
Cat. No.	LE-L-107-400
Unit Width	400 mm
Insert size	105mm X 400mm

LE-L-153

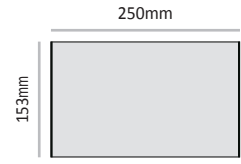
Commonly used unit width (other unit width can be ordered by demand)




Cat. No.	LE-L-153-150
Unit Width	150 mm
Insert size	150mm X 150mm




Cat. No.	LE-L-153-210
Unit Width	210 mm
Insert size	150mm X 210mm



Cat. No.	LE-L-153-250
Unit Width	250 mm
Insert size	150mm X 250mm




Cat. No.	LE-L-153-300
Unit Width	300 mm
Insert size	150mm X 300mm



Cat. No.	LE-L-153-400
Unit Width	400 mm
Insert size	150mm X 400mm



Cat. No.	LE-L-153-500
Unit Width	500 mm
Insert size	150mm X 500mm



Cat. No.	LE-L-153-600
Unit Width	600 mm
Insert size	150mm X 600mm



LE-P is the economic Leader Edge portrait wall frame option. The LE-P is offered in two widths: 107mm and 153mm (4", 6") with unlimited height options.

This economy version is an affordable full wide body extrusion cut to any desired length and uses specially designed injected ABS end caps that reproduce the unique appearance of the Leader Edge side profile.

The ABS plastic end caps are available in three finishes to choose from: Grey, black and chrome plated.

Commonly used height options are presented; however, customized heights are available upon request.

A variety of insert materials such as printed paper, ADA photopolymer, engraved PVC, etched thin aluminum, silk printed plaques up to 1.6mm (0.060") thick, amongst others, can be used to create limitless designs.

The smooth surface of the LE-P profile is suitable for direct application of vinyl graphics. All units are supplied with a clear polycarbonate protective lens which can be removed using our silicone suction cup for easy insert/removal.

The installation is very simple. A double-sided self-adhesive tape can be applied to the back of the frame, or concealed screws can be used as well through the built-in channels.






1

LE-P is offered in two profile height options: 107 and 153mm (4",6") , with unlimited height options.




2

The ABS plastic end caps are available in three finishes to choose from: Grey, black and chrome plated.



3


An easy installation using double sided self-adhesive tape on the back.



4

Installation using concealed screws through the built-in channels.

LE-P-W-H-EC	
LE	System Type - Leader Edge
P	Sign layout - Portrait
W	Sign Unit Width - mm
H	Sign Unit Height - mm
EC	End caps finish GR - Grey BK - Black CR - Chrome Plated



5

LE-P-DBM a wall frame with a rigid face board and ABS end caps.

The LE-P-DBM offers a cheaper option for the LEF configuration as it is using the ABS injected end caps instead of a perimeter frame, saving labor and weight.

The LE-P-DBM allow the use of rigid thicker face panels such as solid composite aluminum boards or other materials like acrylic, glass, wood etc' up to 3mm (0.125") thick with magnetic self-adhesive strips on the back providing easy insertion and removal, for use with direct printing or vinyl graphics.

The LE-P-DBM is available in two units width option: 107,153mm (4", 6").

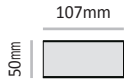


6

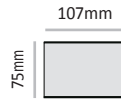
A divided wall frame unit with a permanent header strip and an interchangeable strip.

LE-P-107

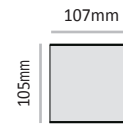
Commonly used unit height (other unit height can be ordered by demand)



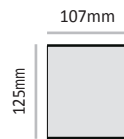
Cat. No.	LE-P-107-50
Unit Height	50 mm
Insert size	105mm X 50mm



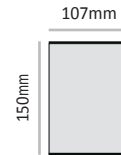
Cat. No.	LE-P-107-75
Unit Height	75 mm
Insert size	105mm X 75mm



Cat. No.	LE-P-107-105
Unit Height	105 mm
Insert size	105mm X 105mm



Cat. No.	LE-P-107-125
Unit Height	125 mm
Insert size	105mm X 125mm



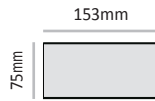
Cat. No.	LE-P-107-150
Unit Height	150 mm
Insert size	105mm X 150mm

LE-P-153

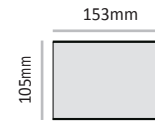
Commonly used unit height (other unit height can be ordered by demand)



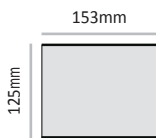
Cat. No.	LE-P-153-50
Unit Height	50 mm
Insert size	150mm X 50mm



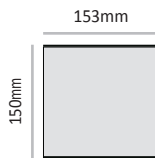
Cat. No.	LE-P-153-75
Unit Height	75 mm
Insert size	150mm X 75mm



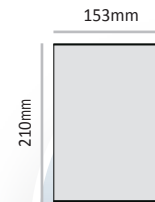
Cat. No.	LE-P-153-105
Unit Height	105 mm
Insert size	150mm X 105mm



Cat. No.	LE-P-153-125
Unit Height	125 mm
Insert size	150mm X 125mm



Cat. No.	LE-P-153-150
Unit Height	150 mm
Insert size	150mm X 150mm



Cat. No.	LE-P-153-210
Unit Height	210 mm
Insert size	150mm X 210mm