

LEADER

by SIGNAL SIGN SYSTEMS LTD



VIEW



WAY FINDING SIGN SYSTEMS



LEADER VIEW

About Leader View

The **Leader View** features a series of elegant, practical and easy to install curved faced profiles, it is available in 5 standard widths 70-230mm fitted to use with a DIN standard paper sizes as printed inserts, and a one rigid side profile allowing the design of any special frame size required. The **Leader View** offers a complete way-finding solution from door signs, table stands, projecting flags, suspended signs and directories. The **Leader View** is the perfect choice for your sign project.

Smooth bold edges combined with a shallow curved face creates a contemporary elegant design.

The variety of sizes and special designs is endless. The extrusions design allow the use of a variety of insert materials and decorative techniques.

A molded injected ABS end caps for the 5 standard profiles are available in 3 finishes: Grey, Black and a unique shiny Chrome plated. For all other sizes a machined anodized aluminum end caps are offered.

Assembly and installation of the **Leader View** units is simple and user friendly, the system is offered as fully assembled units, kits for self-assembly as well as full length profiles for your choice.

- **LV-L** Leader View Wall Frames Landscape
- **LV-P** Leader View Wall Frames Portrait
- **LVD-L** Leader View Directory Wall Frames Landscape
- **LVD-P** Leader View Directory Wall Frames Portrait
- **LV-DS-L** Leader View Suspended Signs Landscape
- **LVD-DS-P** Leader View Suspended Signs Portrait
- **LVPF-L** Leader View Projecting Flags Landscape
- **LVPF-P** Leader View Projecting Flags Portrait
- **LVTS-L** Leader View Table Stands Landscape
- **LVTS-P** Leader View Table Stands Portrait



LV-L is the Leader View wall frame in a landscape configuration.

The LV-L is offered in five profile height options: 70, 94, 124, 170 and 230mm with endless length options.

The plastic end caps are available in three finishes to choose from: Grey ABS, Black ABS and Chrome plated ABS. Machined anodized aluminum end caps are an option as well.

These frames' insert heights are designed to fit the following DIN standard paper sizes: A8-A4.

All presented height options are commonly used sizes; however, customized widths are available upon request.

A variety of insert materials such as: printed paper, ADA in photopolymer, engraved PVC, etched thin aluminum, silk printed plaques (and many other flexible inserts up to 1.6mm thick) can be used to create endless designs.

The smooth surface of the LV-L profile is suitable for direct application of vinyl graphics. All units are supplied with a clear polycarbonate protective lens which can be removed using our silicone suction cup for an easy insert removal.

The installation is very simple; a double sided self-adhesive tape can be applied to the back of the frame, or concealed screws can be used as well through the built-in channels.





1

Plastic end caps are available in three finishes to choose from: Grey ABS, Black ABS and Chrome plated ABS.




4

Five standard profile height options: 70, 94, 124, 170 and 230mm.




2

An easy insert removal using our silicone suction cup



3

An easy installation using double sided self-adhesive tape on the back



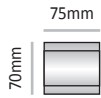
5

Installation using concealed screws through the built-in channels

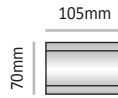
LV-L-H-W-EC	
LV	System Type - Leader View
L	Sign layout - Landscape
H	Sign Unit Height - mm
W	Sign Unit Width - mm
EC	End caps finish GR - Grey BK - Black CR - Chrome Plated

LV-L-70

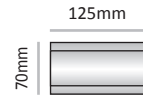
Commonly used unit width (other unit width can be ordered by demand)



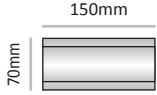
Cat. No.	LV-L-70-75
Unit Width	75 mm
Insert size	52mm X 75mm



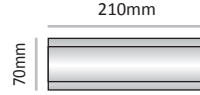
Cat. No.	LV-L-70-105
Unit Width	105 mm
Insert size	52mm X 105mm



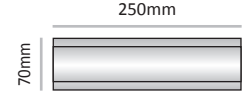
Cat. No.	LV-L-70-125
Unit Width	125 mm
Insert size	52mm X 125mm



Cat. No.	LV-L-70-150
Unit Width	150 mm
Insert size	52mm X 150mm



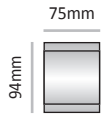
Cat. No.	LV-L-70-210
Unit Width	210 mm
Insert size	52mm X 210mm



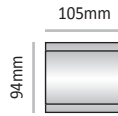
Cat. No.	LV-L-70-250
Unit Width	250 mm
Insert size	52mm X 250mm

LV-L-94

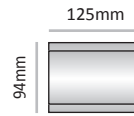
Commonly used unit width (other unit width can be ordered by demand)



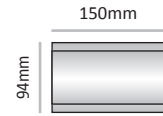
Cat. No.	LV-L-94-75
Unit Width	75 mm
Insert size	75mm X 75mm



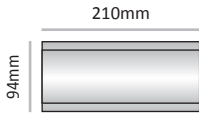
Cat. No.	LV-L-94-105
Unit Width	105 mm
Insert size	75mm X 105mm



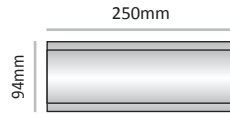
Cat. No.	LV-L-94-125
Unit Width	125 mm
Insert size	75mm X 125mm



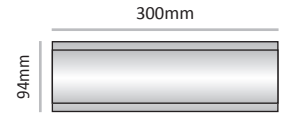
Cat. No.	LV-L-94-150
Unit Width	150 mm
Insert size	75mm X 150mm



Cat. No.	LV-L-94-210
Unit Width	210 mm
Insert size	75mm X 210mm



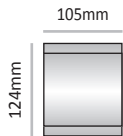
Cat. No.	LV-L-94-250
Unit Width	250 mm
Insert size	75mm X 250mm



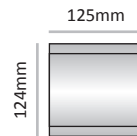
Cat. No.	LV-L-94-300
Unit Width	300 mm
Insert size	75mm X 300mm

LV-L-124

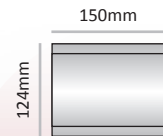
Commonly used unit width (other unit width can be ordered by demand)



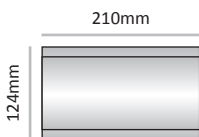
Cat. No.	LV-L-124-105
Unit Width	105 mm
Insert size	105mm X 105mm



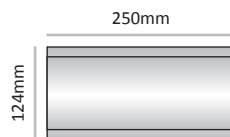
Cat. No.	LV-L-124-125
Unit Width	125 mm
Insert size	105mm X 125mm




Cat. No.	LV-L-124-150
Unit Width	150 mm
Insert size	105mm X 150mm



Cat. No.	LV-L-124-210
Unit Width	210 mm
Insert size	105mm X 210mm



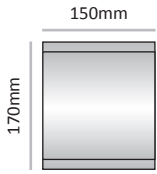
Cat. No.	LV-L-124-250
Unit Width	250 mm
Insert size	105mm X 250mm



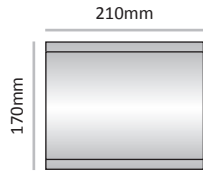
Cat. No.	LV-L-124-300
Unit Width	300 mm
Insert size	105mm X 300mm

LV-L-170

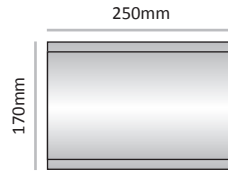
Commonly used unit width (other unit width can be ordered by demand)



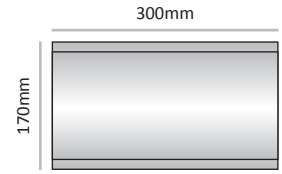
Cat. No.	LV-L-170-150
Unit Width	150 mm
Insert size	150mm X 150mm



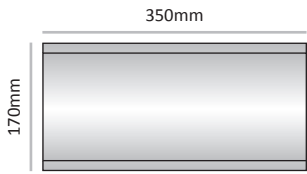
Cat. No.	LV-L-170-210
Unit Width	210 mm
Insert size	150mm X 210mm



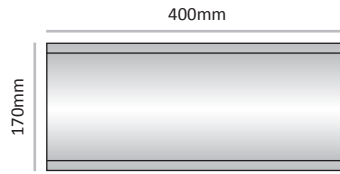
Cat. No.	LV-L-170-250
Unit Width	250 mm
Insert size	150mm X 250mm



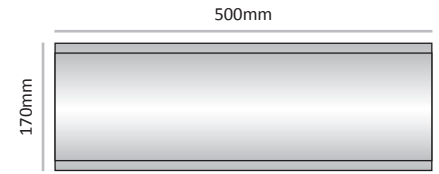
Cat. No.	LV-L-170-300
Unit Width	300 mm
Insert size	150mm X 300mm



Cat. No.	LV-L-170-350
Unit Width	350 mm
Insert size	150mm X 350mm



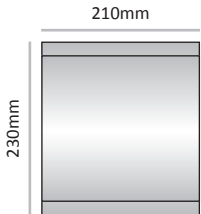
Cat. No.	LV-L-170-400
Unit Width	400 mm
Insert size	150mm X 400mm



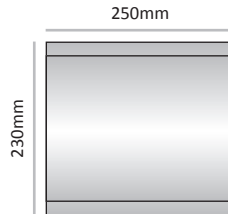
Cat. No.	LV-L-170-500
Unit Width	500 mm
Insert size	150mm X 500mm

LV-L-230

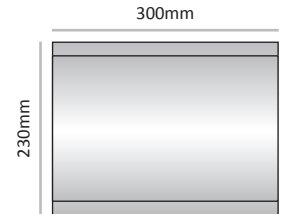
Commonly used unit width (other unit width can be ordered by demand)



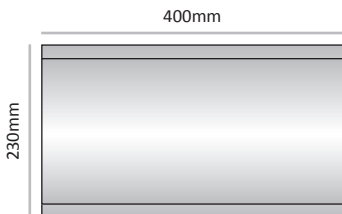
Cat. No.	LV-L-230-210
Unit Width	210 mm
Insert size	210mm X 210mm



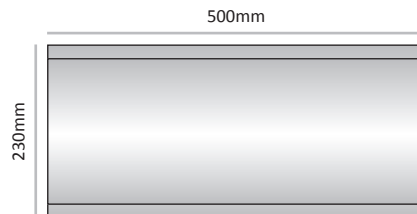
Cat. No.	LV-L-230-250
Unit Width	250 mm
Insert size	210mm X 250mm




Cat. No.	LV-L-230-300
Unit Width	300 mm
Insert size	210mm X 300mm



Cat. No.	LV-L-230-400
Unit Width	400 mm
Insert size	210mm X 400mm



Cat. No.	LV-L-230-500
Unit Width	500 mm
Insert size	210mm X 500mm



Cat. No.	LV-L-230-600
Unit Width	600 mm
Insert size	210mm X 600mm



LV-P is the Leader View wall frame in a portrait configuration.

The LV-P is offered in five profile width options: 70, 94, 124, 170 and 230mm with endless height options.

The plastic end caps are available in three finishes to choose from: Grey ABS, Black ABS and Chrome plated ABS. Machined anodized aluminum end caps are an option as well.

These frames' insert widths are designed to fit the following DIN standard paper sizes: A8-A4.

All presented width options are commonly used sizes; however, customized heights are available upon request.

A variety of insert materials such as: printed paper, ADA in photopolymer, engraved PVC, etched thin aluminum, silk printed plaques (and many other flexible substrates up to 1.6mm thick) can be used to create endless designs.

The smooth surface of the LV-P profile is suitable for direct application of vinyl graphics. All units are supplied with a clear polycarbonate protective lens which can be removed using our silicone suction cup for an easy insert removal.


The installation is very simple; a double sided self-adhesive tape can be applied to the back of the frame, or concealed screws can be used as well through the built-in channels.






1

A divided sign frame using a permanent anodized top and bottom strips with an interchangeable center section.



4

Five standard profile width options: 70, 94, 124, 170 and 230mm




2

An easy insert removal using our silicone suction cup



5

Installation using concealed screws through the built-in channels



3

An easy installation using double sided self-adhesive tape on the back



6

Plastic end caps are available in three finishes to choose from: Grey ABS, Black ABS and Chrome plated ABS.

LV-P-W-H-EC	
LV	System Type - Leader View
P	Sign layout - Portrait
W	Sign Unit Width - mm
H	Sign Unit Height - mm
EC	End caps finish GR - Grey BK - Black CR - Chrome Plated

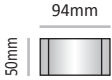
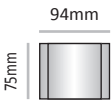
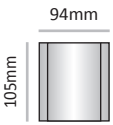
LV-P-70 

Commonly used unit height (other unit height can be ordered by demand)

	
Cat. No. LV-P-70-50	Cat. No. LV-P-70-75
Unit Height 50 mm	Unit Height 75 mm
Insert size 52mm X 50mm	Insert size 52mm X 75mm

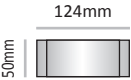
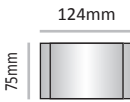
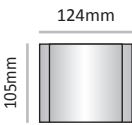
LV-P-94 

Commonly used unit height (other unit height can be ordered by demand)

		
Cat. No. LV-P-94-50	Cat. No. LV-P-94-75	Cat. No. LV-P-94-105
Unit Height 50 mm	Unit Height 75 mm	Unit Height 105 mm
Insert size 75mm X 50mm	Insert size 75mm X 75mm	Insert size 75mm X 105mm

LV-P-124 

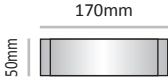
Commonly used unit height (other unit height can be ordered by demand)

		
Cat. No. LV-P-124-50	Cat. No. LV-P-124-75	Cat. No. LV-P-124-105
Unit Height 50 mm	Unit Height 75 mm	Unit Height 105 mm
Insert size 105mm X 50mm	Insert size 105mm X 75mm	Insert size 105mm X 105mm

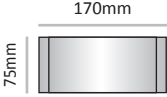
	
Cat. No. LV-P-124-125	Cat. No. LV-P-124-150
Unit Height 125 mm	Unit Height 150 mm
Insert size 105mm X 125mm	Insert size 105mm X 150mm

LV-P-170 

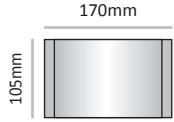
Commonly used unit height (other unit height can be ordered by demand)



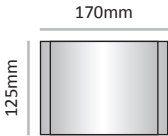
Cat. No.	LV-P-170-50
Unit Height	50 mm
Insert size	150mm X 50mm



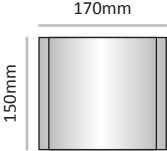
Cat. No.	LV-P-170-75
Unit Height	75 mm
Insert size	150mm X 75mm



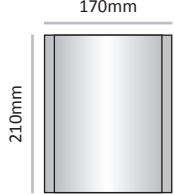
Cat. No.	LV-P-170-105
Unit Height	105 mm
Insert size	150mm X 105mm



Cat. No.	LV-P-170-125
Unit Height	125 mm
Insert size	150mm X 125mm



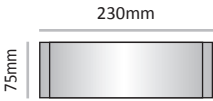
Cat. No.	LV-P-170-150
Unit Height	150 mm
Insert size	150mm X 150mm




Cat. No.	LV-P-170-210
Unit Height	210 mm
Insert size	150mm X 210mm

LV-P-230 

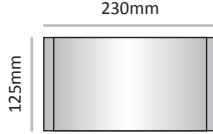
Commonly used unit height (other unit height can be ordered by demand)



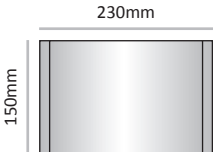
Cat. No.	LV-P-230-75
Unit Height	75 mm
Insert size	210mm X 75mm



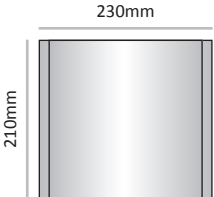
Cat. No.	LV-P-230-105
Unit Height	105 mm
Insert size	210mm X 105mm



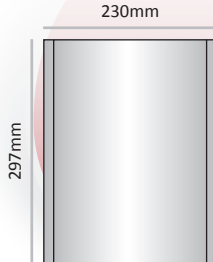
Cat. No.	LV-P-230-125
Unit Height	125 mm
Insert size	210mm X 125mm



Cat. No.	LV-P-230-150
Unit Height	150 mm
Insert size	210mm X 150mm



Cat. No.	LV-P-230-210
Unit Height	210 mm
Insert size	210mm X 210mm



Cat. No.	LV-P-230-297
Unit Height	297 mm
Insert size	210mm X 297mm



LVD-L is the Leader View landscape configuration for medium and large wall frame / directory signs.

The LVD-L is offered in four standard height options: 320, 400, 500 and 600mm with endless width options.

This is a light weight yet rigid sign frame with a curved face structure that comes with machined anodized aluminum end caps, allowing indoor and outdoor use.

All presented width options are commonly used sizes; however, customized widths are available upon request.

The unique frame profiles' design allows the use of face inserts (printed paper, ADA in photopolymer, engraved PVC, etched thin, silk printed plaques and many more flexible substrates) up to 3mm thick. Printed paper is another option using a protective clear lens.


The installation is very simple; a double sided self-adhesive tape can be applied to the back of the frame, or concealed screws can be used as well through the built-in channels.





1

A printed paper insert with protective clear lens. Installation using concealed screws through the built-in channels



3

A lightweight aluminum body frame structure with machined anodized aluminum end caps.



2

A full anodized aluminum sign face with direct application of vinyl graphics

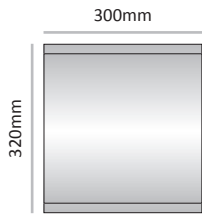
LVD-L-H-W-FT

LVD	System Type - Leader View Director
L	Sign layout - Landscape
H	Sign Unit Height - mm
W	Sign Unit Width - mm
FT	Face type AA=Anodised Aluminum AC=Aluminum+Clear cover

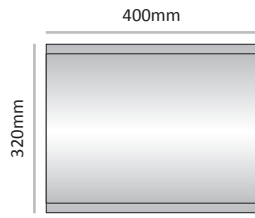


LVD-L-320

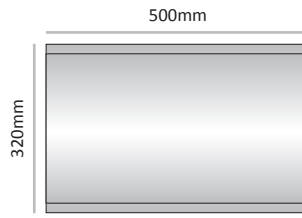
Commonly used unit width (other unit width can be ordered by demand)



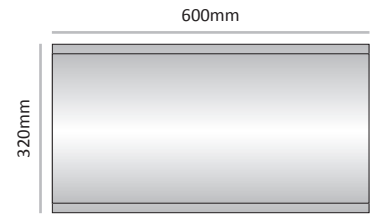
Cat. No.	LVD-L-320-300
Unit Width	300 mm
Insert size	297mm X 300mm



Cat. No.	LVD-L-320-400
Unit Width	400 mm
Insert size	297mm X 400mm



Cat. No.	LVD-L-320-500
Unit Width	500 mm
Insert size	297mm X 500mm

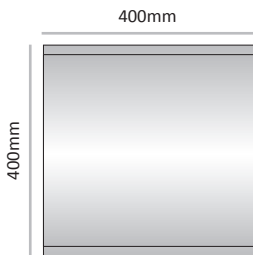


Cat. No.	LVD-L-320-600
Unit Width	600 mm
Insert size	297mm X 600mm

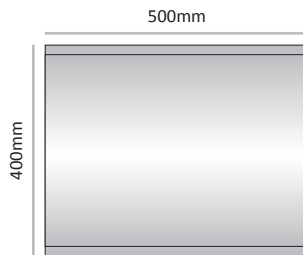


LVD-L-400

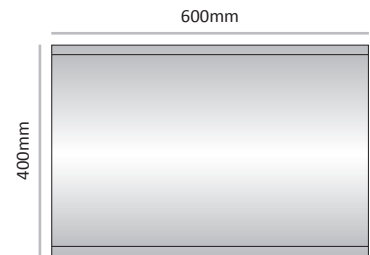
Commonly used unit width (other unit width can be ordered by demand)



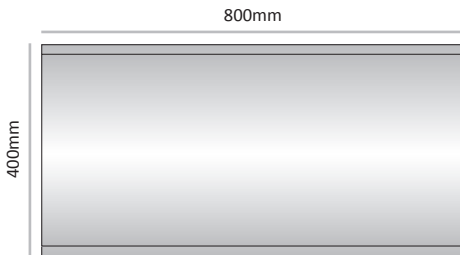
Cat. No.	LVD-L-400-400
Unit Width	400 mm
Insert size	381mm X 400mm




Cat. No.	LVD-L-400-500
Unit Width	500 mm
Insert size	381mm X 500mm



Cat. No.	LVD-L-400-600
Unit Width	600 mm
Insert size	381mm X 600mm



Cat. No.	LVD-L-400-800
Unit Width	800 mm
Insert size	381mm X 800mm

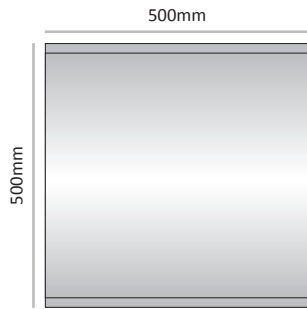


Cat. No.	LVD-L-400-1000
Unit Width	1000 mm
Insert size	381mm X 1000mm

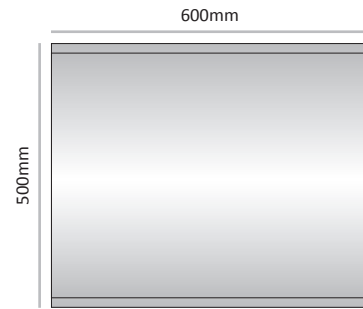


LVD-L-500

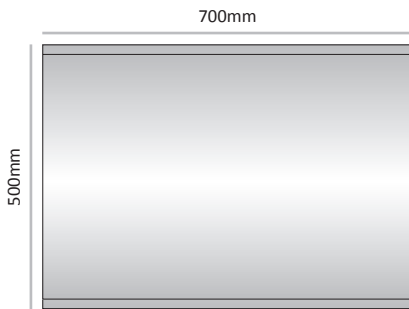
Commonly used unit width (other unit width can be ordered by demand)



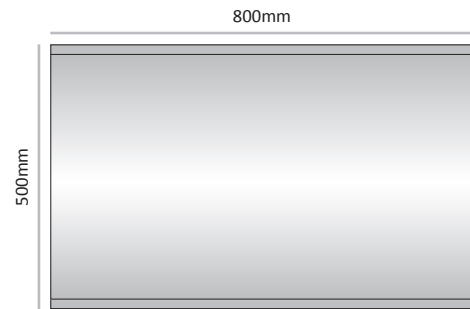
Cat. No.	LVD-L-500-500
Unit Width	500 mm
Insert size	484mm X 500mm



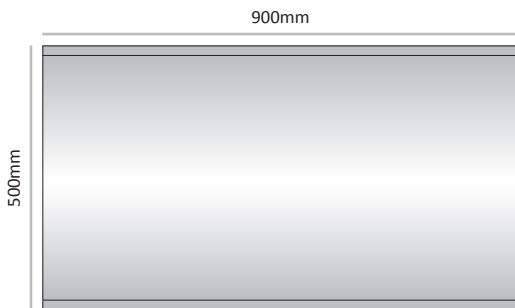
Cat. No.	LVD-L-500-600
Unit Width	600 mm
Insert size	484mm X 600mm




Cat. No.	LVD-L-500-700
Unit Width	700 mm
Insert size	484mm X 700mm



Cat. No.	LVD-L-500-800
Unit Width	800 mm
Insert size	484mm X 800mm



Cat. No.	LVD-L-500-900
Unit Width	900 mm
Insert size	484mm X 900mm

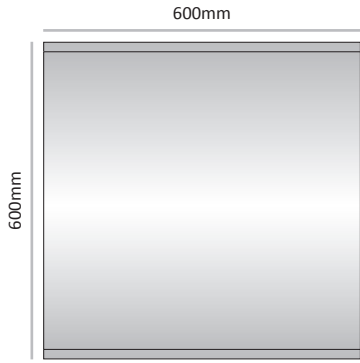


Cat. No.	LVD-L-500-1000
Unit Width	1000 mm
Insert size	484mm X 1000mm

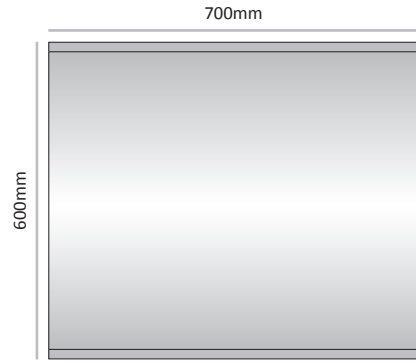


LVD-L-600


Commonly used unit width (other unit width can be ordered by demand)



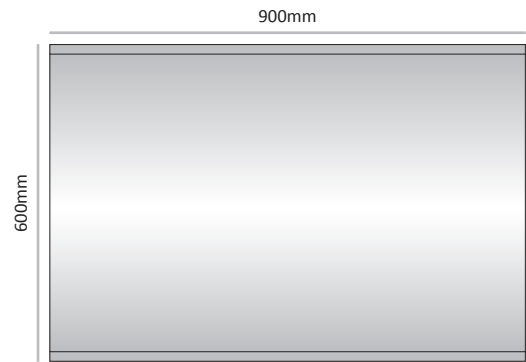
Cat. No.	LVD-L-600-600
Unit Width	600 mm
Insert size	584mm X 600mm



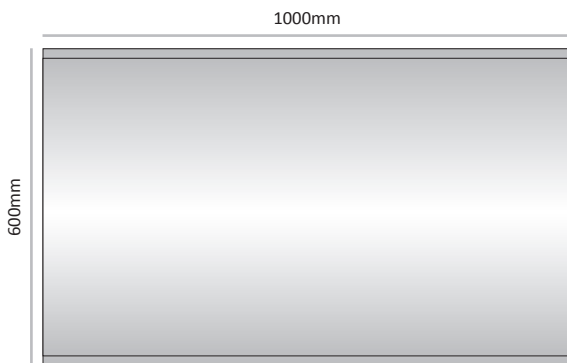
Cat. No.	LVD-L-600-700
Unit Width	700 mm
Insert size	584mm X 700mm



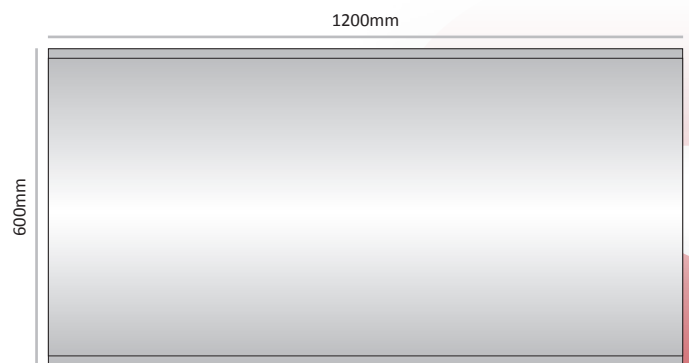
Cat. No.	LVD-L-600-800
Unit Width	800 mm
Insert size	584mm X 800mm



Cat. No.	LVD-L-600-900
Unit Width	900 mm
Insert size	584mm X 900mm



Cat. No.	LVD-L-600-1000
Unit Width	1000 mm
Insert size	584mm X 1000mm



Cat. No.	LVD-L-600-1200
Unit Width	1200 mm
Insert size	584mm X 1200mm



LVD-P is the Leader View portrait configuration for medium and large wall frame / directory signs.

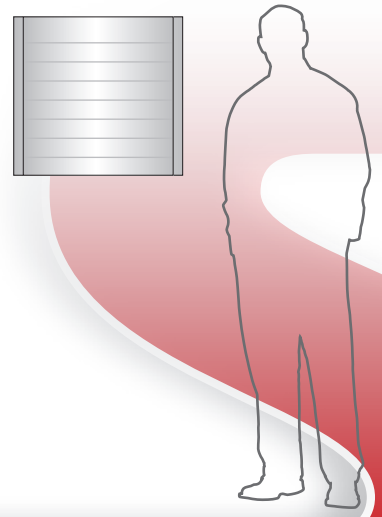
The LVD-P is offered in nine standard width options, ranging from 320mm to 1200mm, with endless height options.

This is a light weight yet rigid sign frame with a curved face structure that comes with machined anodized aluminum end caps, allowing indoor and outdoor use.

All presented height options are commonly used sizes; however, customized heights are available upon request.

The unique frame profiles' design allows the use of face inserts (printed paper, ADA in photopolymer, engraved PVC, etched thin, silk printed plaques and many more flexible substrates) up to 3mm thick. Printed paper is another option using a protective clear lens.

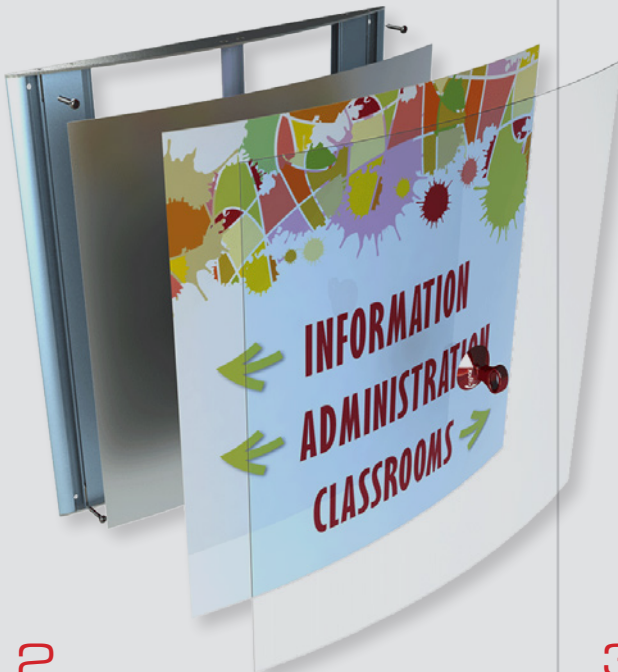
The installation is very simple; a double sided self-adhesive tape can be applied to the back of the frame, or concealed screws can be used as well, drilling them through the built-in channels.






1

A Multiline individual anodized aluminum stripes with direct application of vinyl graphics. Installation using concealed screws through the built-in channels



2

A printed paper insert with protective clear lens. Installation using concealed screws through the built-in channels



3

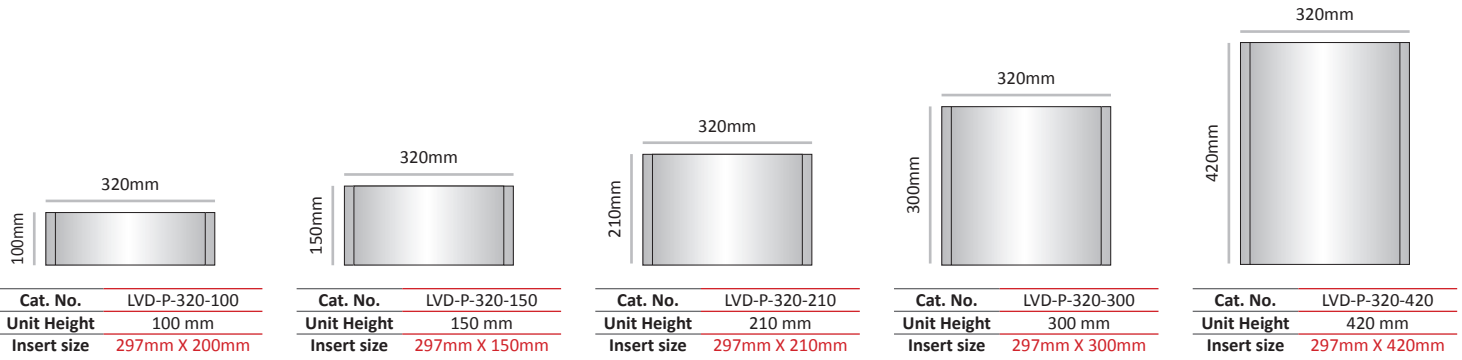
A lightweight aluminum body frame structure with machined anodized aluminum end caps.

LVD-P-W-H-FT	
LVD	System Type - Leader View Director
P	Sign layout - Portrait
W	Sign Unit Width - mm
H	Sign Unit Height - mm
FT	Face type AA=Anodised Aluminum AAS=Anodised Aluminum Stripes AC=Aluminum+Clear cover



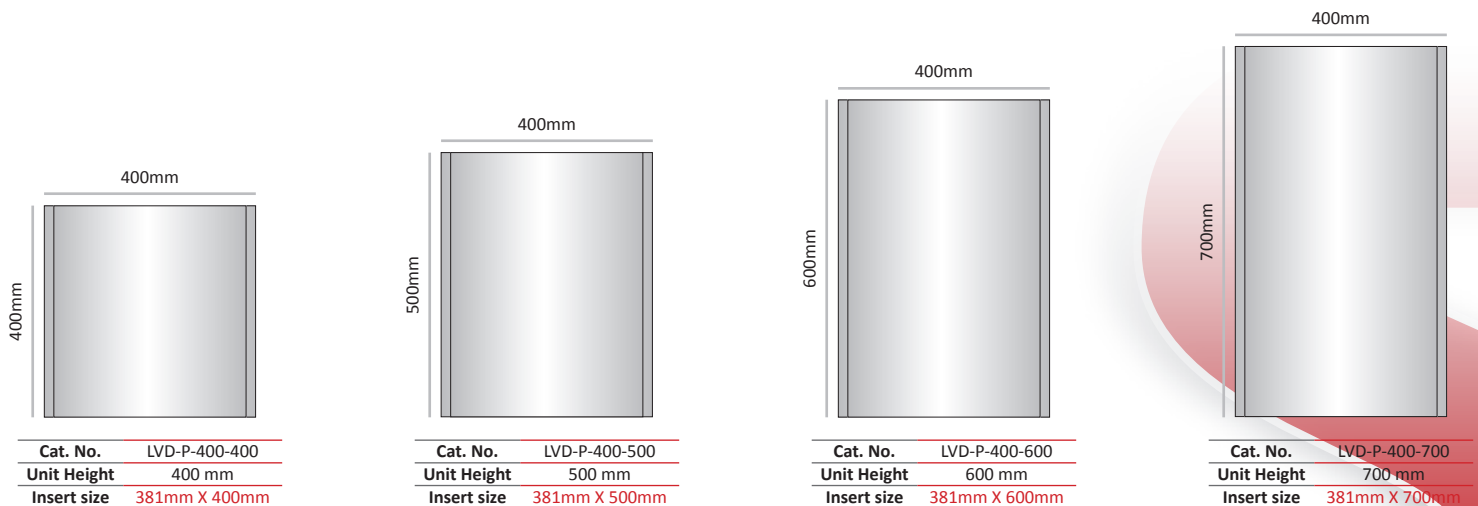
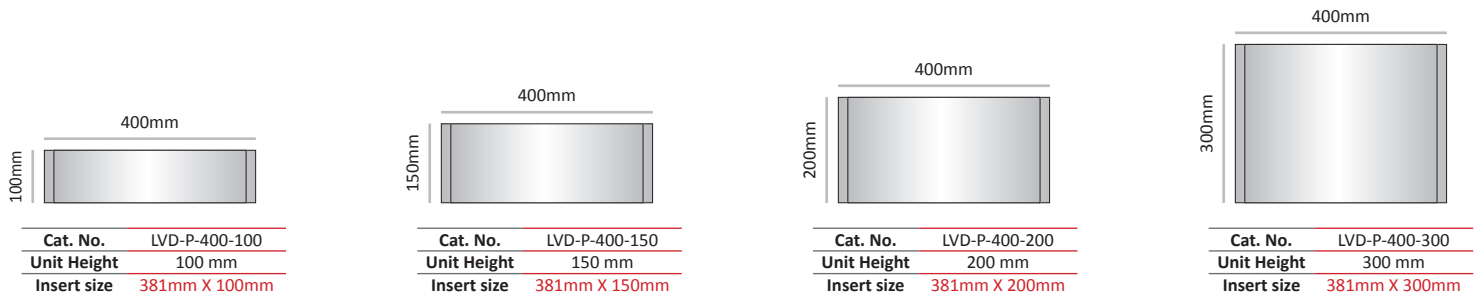
LVD-P-320

Commonly used unit height (other unit height can be ordered by demand)



LVD-P-400

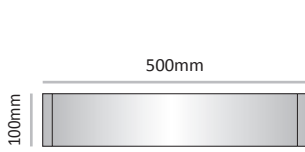
Commonly used unit height (other unit height can be ordered by demand)



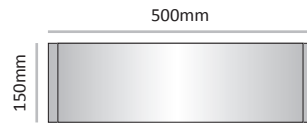


LVD-P-500

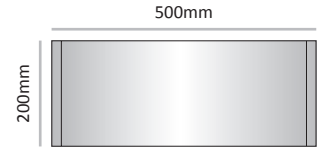
Commonly used unit height (other unit height can be ordered by demand)



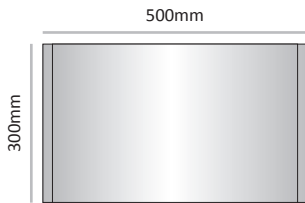
Cat. No.	LVD-P-500-100
Unit Height	100 mm
Insert size	484mm X 100mm



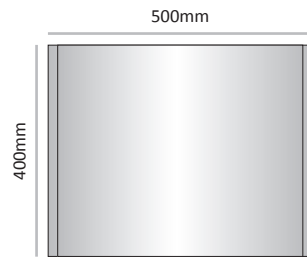
Cat. No.	LVD-P-500-150
Unit Height	150 mm
Insert size	484mm X 150mm



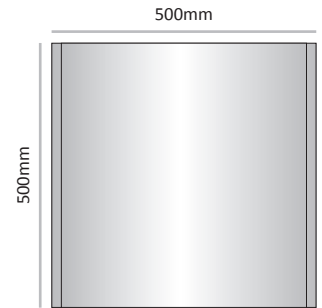
Cat. No.	LVD-P-500-200
Unit Height	200 mm
Insert size	484mm X 200mm



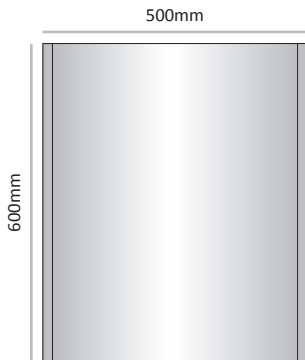
Cat. No.	LVD-P-500-300
Unit Height	300 mm
Insert size	484mm X 300mm




Cat. No.	LVD-P-500-400
Unit Height	400 mm
Insert size	484mm X 400mm



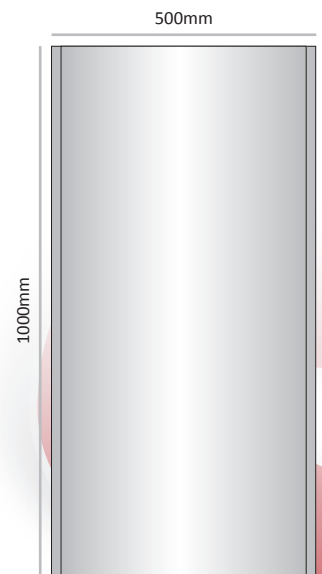
Cat. No.	LVD-P-500-500
Unit Height	500 mm
Insert size	484mm X 500mm



Cat. No.	LVD-P-500-600
Unit Height	600 mm
Insert size	484mm X 600mm



Cat. No.	LVD-P-500-800
Unit Height	800 mm
Insert size	484mm X 800mm

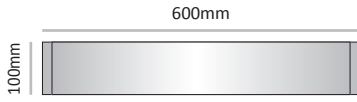


Cat. No.	LVD-P-500-1000
Unit Height	1000 mm
Insert size	484mm X 1000mm

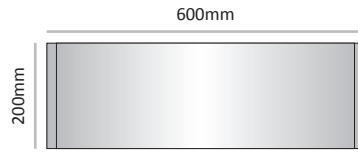


LVD-P-600

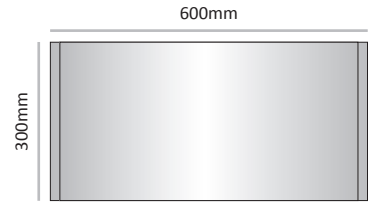
Commonly used unit height (other unit height can be ordered by demand)



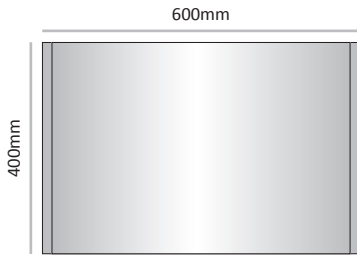
Cat. No.	LVD-P-600-100
Unit Height	100 mm
Insert size	584mm X 100mm



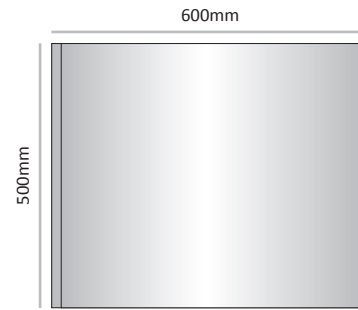
Cat. No.	LVD-P-600-200
Unit Height	200 mm
Insert size	584mm X 200mm



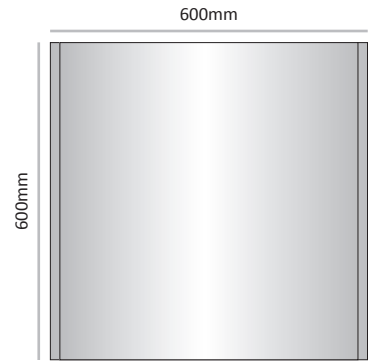
Cat. No.	LVD-P-600-300
Unit Height	300 mm
Insert size	584mm X 300mm




Cat. No.	LVD-P-600-400
Unit Height	400 mm
Insert size	584mm X 400mm



Cat. No.	LVD-P-600-500
Unit Height	500 mm
Insert size	584mm X 500mm




Cat. No.	LVD-P-600-600
Unit Height	600 mm
Insert size	584mm X 600mm



Cat. No.	LVD-P-600-800
Unit Height	800 mm
Insert size	584mm X 800mm



Cat. No.	LVD-P-600-1000
Unit Height	1000 mm
Insert size	584mm X 1000mm



Cat. No.	LVD-P-600-1200
Unit Height	1200 mm
Insert size	584mm X 1200mm



LVD-P-700

Commonly used unit height (other unit height can be ordered by demand)

 <p>150mm</p> <p>700mm</p>	 <p>200mm</p> <p>700mm</p>	 <p>300mm</p> <p>700mm</p>																		
<table border="0"><tr><td>Cat. No.</td><td>LVD-P-700-150</td></tr><tr><td>Unit Height</td><td>150 mm</td></tr><tr><td>Insert size</td><td>684mm X 150mm</td></tr></table>	Cat. No.	LVD-P-700-150	Unit Height	150 mm	Insert size	684mm X 150mm	<table border="0"><tr><td>Cat. No.</td><td>LVD-P-700-200</td></tr><tr><td>Unit Height</td><td>200 mm</td></tr><tr><td>Insert size</td><td>684mm X 200mm</td></tr></table>	Cat. No.	LVD-P-700-200	Unit Height	200 mm	Insert size	684mm X 200mm	<table border="0"><tr><td>Cat. No.</td><td>LVD-P-800-300</td></tr><tr><td>Unit Height</td><td>300 mm</td></tr><tr><td>Insert size</td><td>684mm X 300mm</td></tr></table>	Cat. No.	LVD-P-800-300	Unit Height	300 mm	Insert size	684mm X 300mm
Cat. No.	LVD-P-700-150																			
Unit Height	150 mm																			
Insert size	684mm X 150mm																			
Cat. No.	LVD-P-700-200																			
Unit Height	200 mm																			
Insert size	684mm X 200mm																			
Cat. No.	LVD-P-800-300																			
Unit Height	300 mm																			
Insert size	684mm X 300mm																			
 <p>400mm</p> <p>700mm</p>	 <p>500mm</p> <p>700mm</p>	 <p>600mm</p> <p>700mm</p>																		
<table border="0"><tr><td>Cat. No.</td><td>LVD-P-700-400</td></tr><tr><td>Unit Height</td><td>400 mm</td></tr><tr><td>Insert size</td><td>684mm X 400mm</td></tr></table>	Cat. No.	LVD-P-700-400	Unit Height	400 mm	Insert size	684mm X 400mm	<table border="0"><tr><td>Cat. No.</td><td>LVD-P-700-500</td></tr><tr><td>Unit Height</td><td>500 mm</td></tr><tr><td>Insert size</td><td>684mm X 500mm</td></tr></table>	Cat. No.	LVD-P-700-500	Unit Height	500 mm	Insert size	684mm X 500mm	<table border="0"><tr><td>Cat. No.</td><td>LVD-P-700-600</td></tr><tr><td>Unit Height</td><td>600 mm</td></tr><tr><td>Insert size</td><td>684mm X 600mm</td></tr></table>	Cat. No.	LVD-P-700-600	Unit Height	600 mm	Insert size	684mm X 600mm
Cat. No.	LVD-P-700-400																			
Unit Height	400 mm																			
Insert size	684mm X 400mm																			
Cat. No.	LVD-P-700-500																			
Unit Height	500 mm																			
Insert size	684mm X 500mm																			
Cat. No.	LVD-P-700-600																			
Unit Height	600 mm																			
Insert size	684mm X 600mm																			
 <p>800mm</p> <p>700mm</p>	 <p>1000mm</p> <p>700mm</p>	 <p>1200mm</p> <p>700mm</p>																		
<table border="0"><tr><td>Cat. No.</td><td>LVD-P-700-800</td></tr><tr><td>Unit Height</td><td>800 mm</td></tr><tr><td>Insert size</td><td>684mm X 800mm</td></tr></table>	Cat. No.	LVD-P-700-800	Unit Height	800 mm	Insert size	684mm X 800mm	<table border="0"><tr><td>Cat. No.</td><td>LVD-P-700-1000</td></tr><tr><td>Unit Height</td><td>1000 mm</td></tr><tr><td>Insert size</td><td>684mm X 1000mm</td></tr></table>	Cat. No.	LVD-P-700-1000	Unit Height	1000 mm	Insert size	684mm X 1000mm	<table border="0"><tr><td>Cat. No.</td><td>LVD-P-700-1200</td></tr><tr><td>Unit Height</td><td>1200 mm</td></tr><tr><td>Insert size</td><td>684mm X 1200mm</td></tr></table>	Cat. No.	LVD-P-700-1200	Unit Height	1200 mm	Insert size	684mm X 1200mm
Cat. No.	LVD-P-700-800																			
Unit Height	800 mm																			
Insert size	684mm X 800mm																			
Cat. No.	LVD-P-700-1000																			
Unit Height	1000 mm																			
Insert size	684mm X 1000mm																			
Cat. No.	LVD-P-700-1200																			
Unit Height	1200 mm																			
Insert size	684mm X 1200mm																			



LVD-P-800

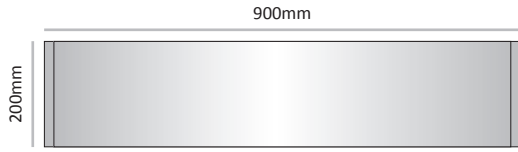
Commonly used unit height (other unit height can be ordered by demand)

 <p>800mm 200mm</p> <table border="1"> <tr><td>Cat. No.</td><td>LVD-P-800-200</td></tr> <tr><td>Unit Height</td><td>200 mm</td></tr> <tr><td>Insert size</td><td>785mm X 200mm</td></tr> </table>	Cat. No.	LVD-P-800-200	Unit Height	200 mm	Insert size	785mm X 200mm	 <p>800mm 300mm</p> <table border="1"> <tr><td>Cat. No.</td><td>LVD-P-800-300</td></tr> <tr><td>Unit Height</td><td>300 mm</td></tr> <tr><td>Insert size</td><td>785mm X 300mm</td></tr> </table>	Cat. No.	LVD-P-800-300	Unit Height	300 mm	Insert size	785mm X 300mm	 <p>800mm 400mm</p> <table border="1"> <tr><td>Cat. No.</td><td>LVD-P-800-400</td></tr> <tr><td>Unit Height</td><td>400 mm</td></tr> <tr><td>Insert size</td><td>785mm X 400mm</td></tr> </table>	Cat. No.	LVD-P-800-400	Unit Height	400 mm	Insert size	785mm X 400mm
Cat. No.	LVD-P-800-200																			
Unit Height	200 mm																			
Insert size	785mm X 200mm																			
Cat. No.	LVD-P-800-300																			
Unit Height	300 mm																			
Insert size	785mm X 300mm																			
Cat. No.	LVD-P-800-400																			
Unit Height	400 mm																			
Insert size	785mm X 400mm																			
 <p>800mm 500mm</p> <table border="1"> <tr><td>Cat. No.</td><td>LVD-P-800-500</td></tr> <tr><td>Unit Height</td><td>500 mm</td></tr> <tr><td>Insert size</td><td>785mm X 500mm</td></tr> </table>	Cat. No.	LVD-P-800-500	Unit Height	500 mm	Insert size	785mm X 500mm	 <p>800mm 600mm</p> <table border="1"> <tr><td>Cat. No.</td><td>LVD-P-800-600</td></tr> <tr><td>Unit Height</td><td>600 mm</td></tr> <tr><td>Insert size</td><td>785mm X 600mm</td></tr> </table>	Cat. No.	LVD-P-800-600	Unit Height	600 mm	Insert size	785mm X 600mm	 <p>800mm 700mm</p> <table border="1"> <tr><td>Cat. No.</td><td>LVD-P-800-700</td></tr> <tr><td>Unit Height</td><td>700 mm</td></tr> <tr><td>Insert size</td><td>785mm X 700mm</td></tr> </table>	Cat. No.	LVD-P-800-700	Unit Height	700 mm	Insert size	785mm X 700mm
Cat. No.	LVD-P-800-500																			
Unit Height	500 mm																			
Insert size	785mm X 500mm																			
Cat. No.	LVD-P-800-600																			
Unit Height	600 mm																			
Insert size	785mm X 600mm																			
Cat. No.	LVD-P-800-700																			
Unit Height	700 mm																			
Insert size	785mm X 700mm																			
 <p>800mm 800mm</p> <table border="1"> <tr><td>Cat. No.</td><td>LVD-P-800-800</td></tr> <tr><td>Unit Height</td><td>800 mm</td></tr> <tr><td>Insert size</td><td>785mm X 800mm</td></tr> </table>	Cat. No.	LVD-P-800-800	Unit Height	800 mm	Insert size	785mm X 800mm	 <p>800mm 1000mm</p> <table border="1"> <tr><td>Cat. No.</td><td>LVD-P-800-1000</td></tr> <tr><td>Unit Height</td><td>1000 mm</td></tr> <tr><td>Insert size</td><td>785mm X 1000mm</td></tr> </table>	Cat. No.	LVD-P-800-1000	Unit Height	1000 mm	Insert size	785mm X 1000mm	 <p>800mm 1200mm</p> <table border="1"> <tr><td>Cat. No.</td><td>LVD-P-800-1200</td></tr> <tr><td>Unit Height</td><td>1200 mm</td></tr> <tr><td>Insert size</td><td>785mm X 1200mm</td></tr> </table>	Cat. No.	LVD-P-800-1200	Unit Height	1200 mm	Insert size	785mm X 1200mm
Cat. No.	LVD-P-800-800																			
Unit Height	800 mm																			
Insert size	785mm X 800mm																			
Cat. No.	LVD-P-800-1000																			
Unit Height	1000 mm																			
Insert size	785mm X 1000mm																			
Cat. No.	LVD-P-800-1200																			
Unit Height	1200 mm																			
Insert size	785mm X 1200mm																			

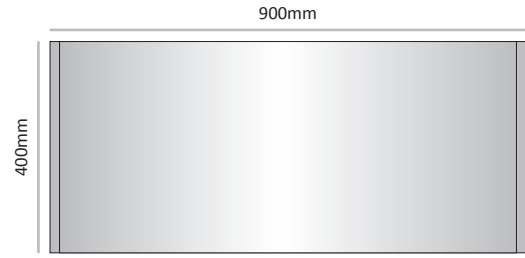


LVD-P-900


Commonly used unit height (other unit height can be ordered by demand)




Cat. No.	LVD-P-900-200
Unit Height	200 mm
Insert size	885mm X 200mm




Cat. No.	LVD-P-900-400
Unit Height	400 mm
Insert size	885mm X 400mm




Cat. No.	LVD-P-900-600
Unit Height	600 mm
Insert size	885mm X 600mm



Cat. No.	LVD-P-900-800
Unit Height	800 mm
Insert size	885mm X 800mm



Cat. No.	LVD-P-900-1000
Unit Height	1000 mm
Insert size	885mm X 1000mm

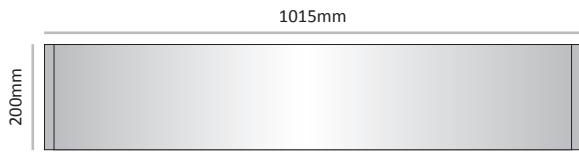


Cat. No.	LVD-P-900-1200
Unit Height	1200 mm
Insert size	885mm X 1200mm

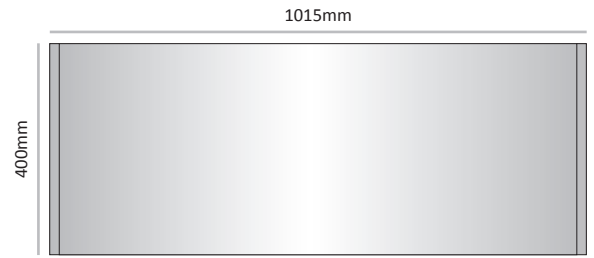


LVD-P-1000


Commonly used unit height (other unit height can be ordered by demand)




Cat. No.	LVD-P-1000-200
Unit Height	200 mm
Insert size	1000mm X 200mm




Cat. No.	LVD-P-1000-400
Unit Height	400 mm
Insert size	1000mm X 400mm




Cat. No.	LVD-P-1000-600
Unit Height	600 mm
Insert size	1000mm X 600mm



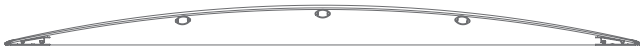
Cat. No.	LVD-P-1000-800
Unit Height	800 mm
Insert size	1000mm X 800mm



Cat. No.	LVD-P-1000-1000
Unit Height	1000 mm
Insert size	1000mm X 1000mm

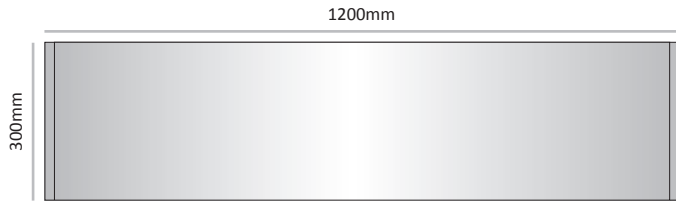


Cat. No.	LVD-P-1000-1200
Unit Height	1200 mm
Insert size	1000mm X 1200mm

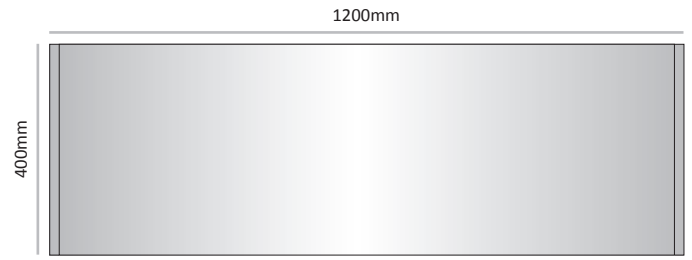


LVD-P-1200


Commonly used unit height (other unit height can be ordered by demand)




Cat. No.	LVD-P-1200-300
Unit Height	300 mm
Insert size	1185mm X 300mm




Cat. No.	LVD-P-1200-400
Unit Height	400 mm
Insert size	1185mm X 400mm




Cat. No.	LVD-P-1200-600
Unit Height	600 mm
Insert size	1185mm X 600mm



Cat. No.	LVD-P-1200-800
Unit Height	800 mm
Insert size	1185mm X 800mm



Cat. No.	LVD-P-1200-1000
Unit Height	1000 mm
Insert size	1185mm X 1000mm



Cat. No.	LVD-P-1200-1200
Unit Height	1200 mm
Insert size	1185mm X 1200mm



LV-DS-L is a double sided suspended sign frame in a landscape configuration.

Double sided anodized aluminum caps are positioned on the sides to hold two back to back Leader View profiles and create a simple yet elegant curved face suspended sign.

The LV-DS-L is available in seven standard heights: 70, 94, 124, 170, 230, 320 and 400mm with endless width options.

All presented width options are commonly used sizes; however, customized heights are available upon request.

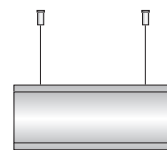
The installation can be done by using chrome plated auto lock cable grip ceiling anchors.

For sign frames which height ranges between 70mm and 230mm, vinyl graphics can be applied directly on the profile smooth curved face, or printed paper with a clear lens cover.

For sign frames which height is 320mm and 400mm we offer two face type options:

AA- Full size Anodized Aluminum face.

AC- Mill finish Aluminum sheet with Clear lens cover, for printed paper inserts.





1

Double sided anodized aluminum caps are positioned on the sides to hold the two back to back Leader View profiles



3

Multiline sign combination



2

Installation can be done by using chrome plated auto lock cable grip ceiling anchors and PVC coated steel cable.



4

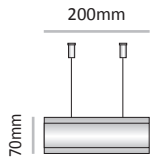
An easy insert removal using our silicone suction cup

LV-DS-L-H-W

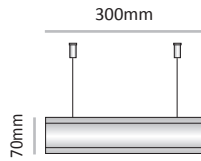
LV	System Type - Leader View
LVD	Leader View Director
DS	Double Sided
L	Sign layout - Landscape
H	Sign Unit Height - mm
W	Sign Unit Width - mm

LV-DS-L-70

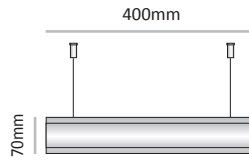
Commonly used unit width (other unit width can be ordered by demand)




Cat. No.	LV-DS-L-70-200
Unit Width	200 mm
Insert size	52mm X 200mm




Cat. No.	LV-DS-L-70-300
Unit Width	300 mm
Insert size	52mm X 300mm




Cat. No.	LV-DS-L-70-400
Unit Width	400 mm
Insert size	52mm X 400mm



Cat. No.	LV-DS-L-70-600
Unit Width	600 mm
Insert size	52mm X 600mm



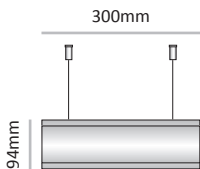
Cat. No.	LV-DS-L-70-800
Unit Width	800 mm
Insert size	52mm X 800mm



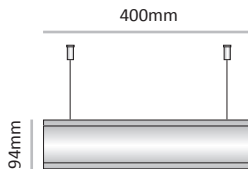
Cat. No.	LV-DS-L-70-1000
Unit Width	1000 mm
Insert size	52mm X 1000mm

LV-DS-L-94


Commonly used unit width (other unit width can be ordered by demand)




Cat. No.	LV-DS-L-94-300
Unit Width	300 mm
Insert size	75mm X 300mm




Cat. No.	LV-DS-L-94-400
Unit Width	400 mm
Insert size	75mm X 400mm



Cat. No.	LV-DS-L-94-600
Unit Width	600 mm
Insert size	75mm X 600mm



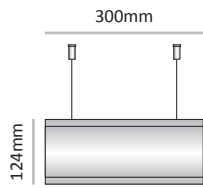
Cat. No.	LV-DS-L-94-800
Unit Width	800 mm
Insert size	75mm X 800mm



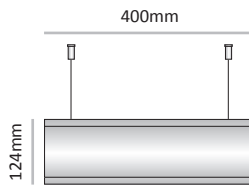
Cat. No.	LV-DS-L-94-1000
Unit Width	1000 mm
Insert size	75mm X 1000mm

LV-DS-L-124


Commonly used unit width (other unit width can be ordered by demand)




Cat. No.	LV-DS-L-124-300
Unit Width	300 mm
Insert size	105mm X 300mm




Cat. No.	LV-DS-L-124-400
Unit Width	400 mm
Insert size	105mm X 400mm



Cat. No.	LV-DS-L-124-600
Unit Width	600 mm
Insert size	105mm X 600mm



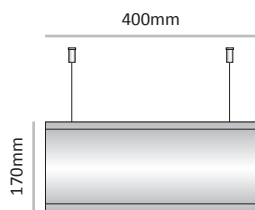
Cat. No.	LV-DS-L-124-800
Unit Width	800 mm
Insert size	105mm X 800mm



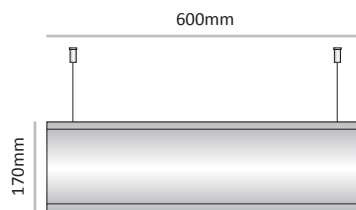
Cat. No.	LV-DS-L-124-1000
Unit Width	1000 mm
Insert size	105mm X 1000mm

LV-DS-L-170


Commonly used unit width (other unit width can be ordered by demand)




Cat. No.	LV-DS-L-170-400
Unit Width	400 mm
Insert size	150mm X 400mm




Cat. No.	LV-DS-L-170-600
Unit Width	600 mm
Insert size	150mm X 600mm



Cat. No.	LV-DS-L-170-800
Unit Width	800 mm
Insert size	150mm X 800mm



Cat. No.	LV-DS-L-170-1000
Unit Width	1000 mm
Insert size	150mm X 1000mm

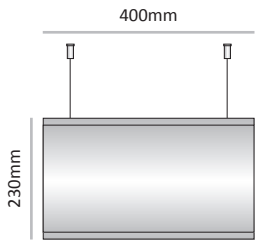


Cat. No.	LV-DS-L-170-1200
Unit Width	1200 mm
Insert size	150mm X 1200mm

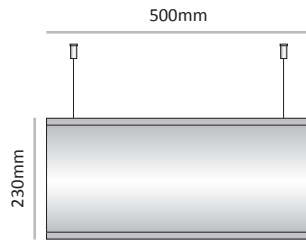


LV-DS-L-230

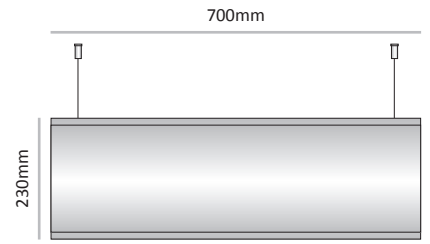
Commonly used unit width (other unit width can be ordered by demand)




Cat. No.	LV-DS-L-230-400
Unit Width	400 mm
Insert size	210mm X 400mm




Cat. No.	LV-DS-L-230-500
Unit Width	500 mm
Insert size	210mm X 500mm




Cat. No.	LV-DS-L-230-700
Unit Width	700 mm
Insert size	210mm X 700mm



Cat. No.	LV-DS-L-230-1000
Unit Width	1000 mm
Insert size	210mm X 1000mm



Cat. No.	LV-DS-L-230-1200
Unit Width	1200 mm
Insert size	210mm X 1200mm

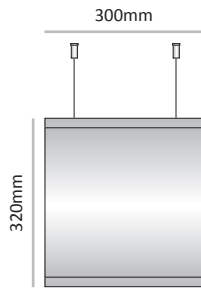


Cat. No.	LVD-DS-L-230-1500
Unit Width	1500 mm
Insert size	210mm X 1500mm

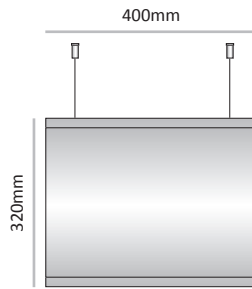


LVD-DS-L-320

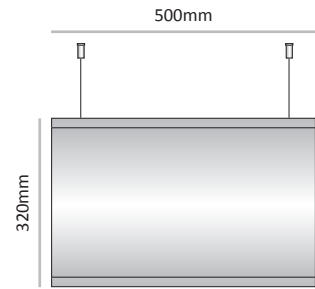
Commonly used unit width (other unit width can be ordered by demand)



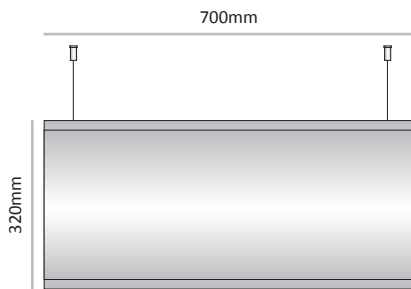
Cat. No.	LVD-DS-L-320-300
Unit Width	300 mm
Insert size	297mm X 300mm




Cat. No.	LVD-DS-L-320-400
Unit Width	400 mm
Insert size	297mm X 400mm



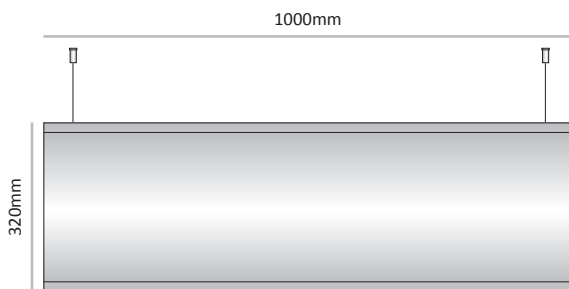
Cat. No.	LVD-DS-L-320-500
Unit Width	500 mm
Insert size	297mm X 500mm



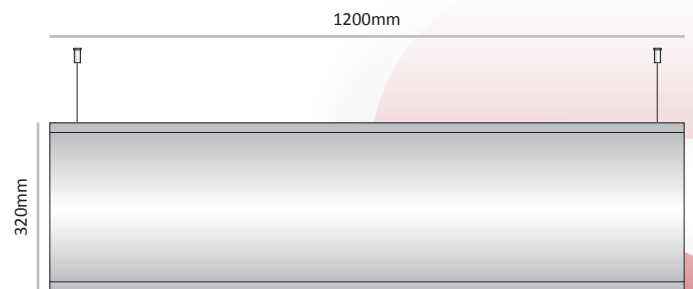
Cat. No.	LVD-DS-L-320-700
Unit Width	700 mm
Insert size	297mm X 700mm



Cat. No.	LVD-DS-L-320-800
Unit Width	800 mm
Insert size	297mm X 800mm



Cat. No.	LVD-DS-L-320-1000
Unit Width	1000 mm
Insert size	297mm X 1000mm

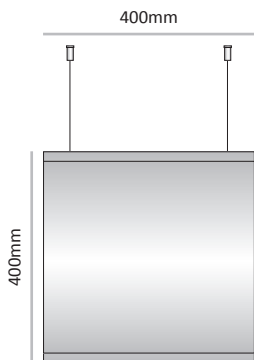


Cat. No.	LVD-DS-L-320-1200
Unit Width	1200 mm
Insert size	297mm X 1200mm

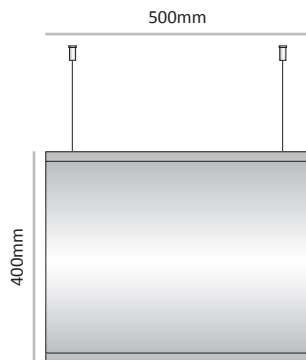


LVD-DS-L-400

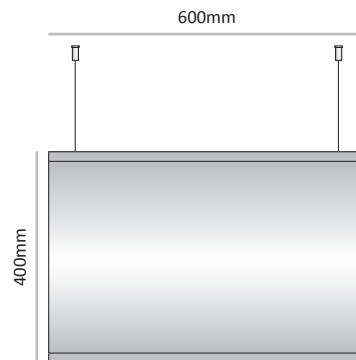
Commonly used unit width (other unit width can be ordered by demand)



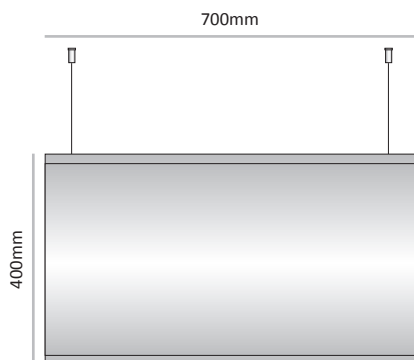
Cat. No.	LVD-DS-L-400-400
Unit Width	400 mm
Insert size	381mm X 400mm



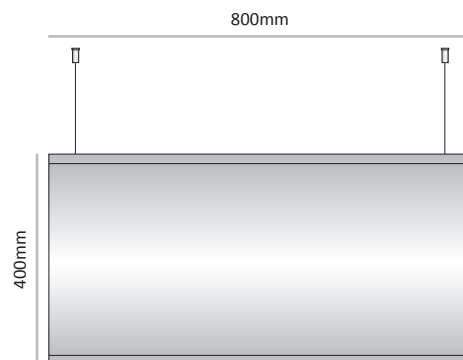
Cat. No.	LVD-DS-L-400-500
Unit Width	500 mm
Insert size	381mm X 500mm



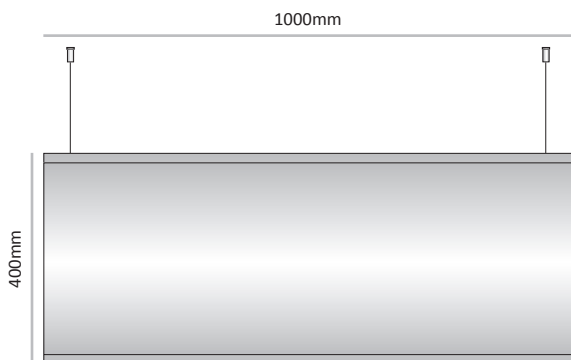
Cat. No.	LVD-DS-L-400-600
Unit Width	600 mm
Insert size	381mm X 600mm



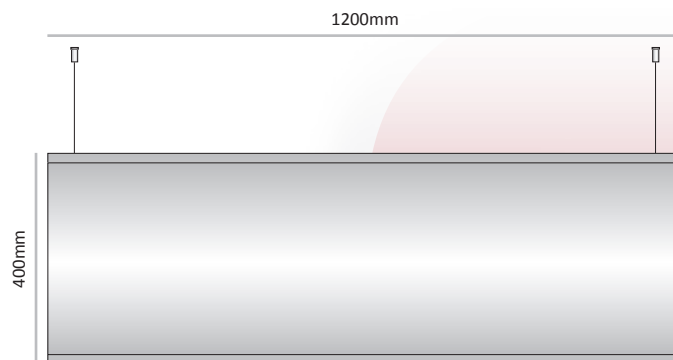
Cat. No.	LVD-DS-L-400-700
Unit Width	700 mm
Insert size	381mm X 700mm



Cat. No.	LVD-DS-L-400-800
Unit Width	800 mm
Insert size	381mm X 800mm



Cat. No.	LVD-DS-L-400-1000
Unit Width	1000 mm
Insert size	381mm X 1000mm



Cat. No.	LVD-DS-L-400-1200
Unit Width	1200 mm
Insert size	381mm X 1200mm



LVD-DS-P is a double sided suspended sign frame in a portrait configuration.

A lightweight aluminum body frame makes the LVD-DS-P a rigid yet lightweight suspended sign unit, suitable for use in light tile ceiling.

The LVD-DS-P is available in ten standard widths, ranging from 320mm to 1200mm with endless height options.

All presented height options are commonly used sizes; however, customized heights are available upon request.

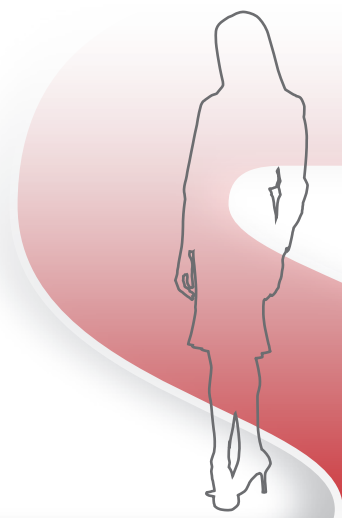
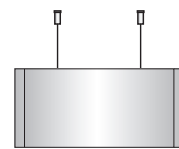
The installation can be done by using chrome plated auto lock cable grip ceiling anchors.

For this sign system, we offer three face type options:

AA- Full size Anodized Aluminum face.

AAS- Individual Anodized Aluminum Strips for multiple slot signs (strips height are cut to size to meet customer's needs).

AC- Mill finish Aluminum sheet with Clear lens cover, for printed paper inserts.





1

An easy insert removal using our silicone suction cup



3

Multiline individual stripes sign with direct application of vinyl graphics



2

Installation can be done by using chrome plated auto lock cable grip ceiling anchors and PVC coated steel cable



4

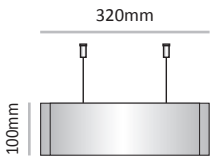
A lightweight aluminum body frame suitable for use in light tile ceiling

LVD-DS-P-W-H-FT

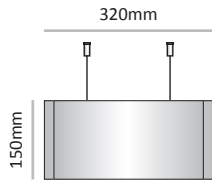
LVD	System Type - Leader View Director
DS	Double Sided
P	Sign layout - Portrait
W	Sign Unit Width - mm
H	Sign Unit Height - mm
FT	Face type AA=Anodised Aluminum AAS=Anodised Aluminum Stripes AC=Aluminum+Clear cover

LVD-DS-P-320

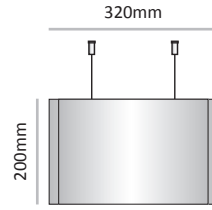
Commonly used unit height (other unit height can be ordered by demand)



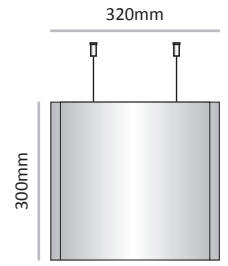
Cat. No.	LVD-DS-P-320-100
Unit Height	100 mm
Insert size	297mm X 100mm



Cat. No.	LVD-DS-P-320-150
Unit Height	150 mm
Insert size	297mm X 150mm



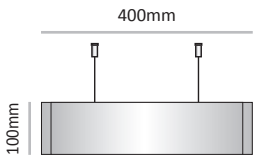
Cat. No.	LVD-DS-P-320-200
Unit Height	200 mm
Insert size	297mm X 200mm



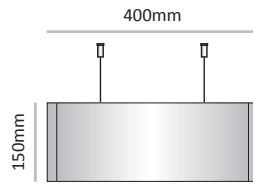
Cat. No.	LVD-DS-P-320-300
Unit Height	300 mm
Insert size	297mm X 300mm

LVD-DS-P-400

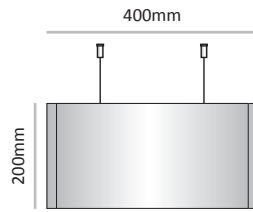
Commonly used unit height (other unit height can be ordered by demand)



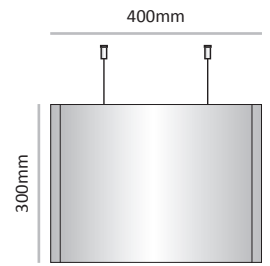
Cat. No.	LVD-DS-P-400-100
Unit Height	100 mm
Insert size	381mm X 100mm



Cat. No.	LVD-DS-P-400-150
Unit Height	150 mm
Insert size	381mm X 150mm



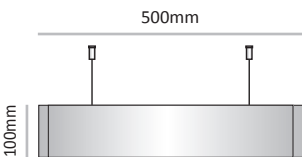
Cat. No.	LVD-DS-P-400-200
Unit Height	200 mm
Insert size	381mm X 200mm



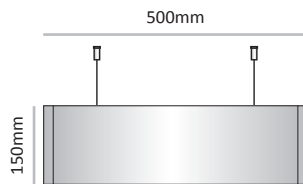
Cat. No.	LVD-DS-P-400-300
Unit Height	300 mm
Insert size	381mm X 300mm

LVD-DS-P-500

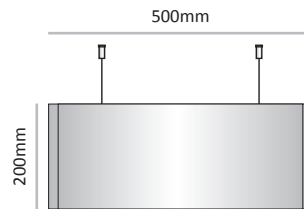
Commonly used unit height (other unit height can be ordered by demand)



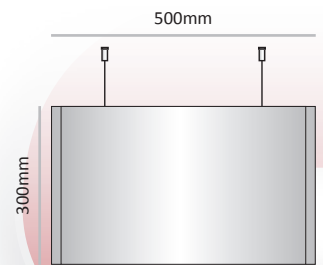
Cat. No.	LVD-DS-P-500-100
Unit Height	100 mm
Insert size	484mm X 100mm



Cat. No.	LVD-DS-P-500-150
Unit Height	150 mm
Insert size	484mm X 150mm



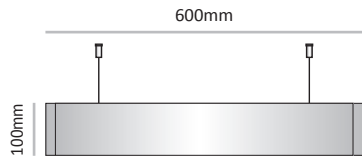
Cat. No.	LVD-DS-P-500-200
Unit Height	200 mm
Insert size	484mm X 200mm



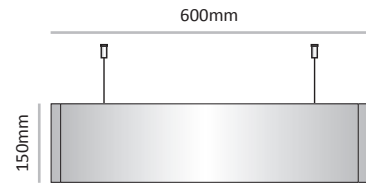
Cat. No.	LVD-DS-P-500-300
Unit Height	300 mm
Insert size	484mm X 300mm

LVD-DS-P-600

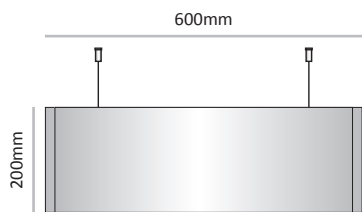
Commonly used unit height (other unit height can be ordered by demand)



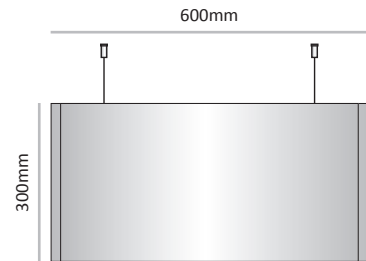
Cat. No.	LVD-DS-P-600-100
Unit Height	100 mm
Insert size	584mm X 100mm



Cat. No.	LVD-DS-P-600-150
Unit Height	150 mm
Insert size	584mm X 150mm




Cat. No.	LVD-DS-P-600-200
Unit Height	200 mm
Insert size	584mm X 200mm



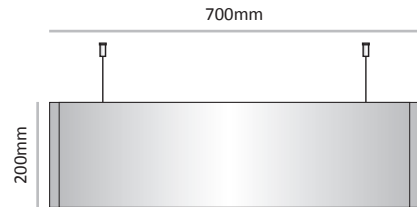
Cat. No.	LVD-DS-P-600-300
Unit Height	300 mm
Insert size	584mm X 300mm

LVD-DS-P-700

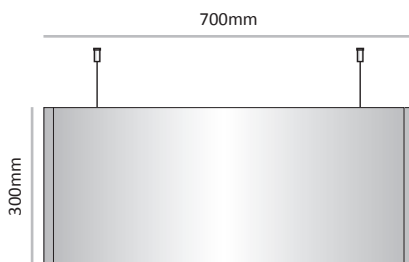
Commonly used unit height (other unit height can be ordered by demand)



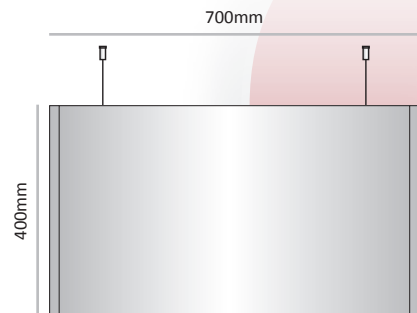
Cat. No.	LVD-DS-P-700-150
Unit Height	150 mm
Insert size	684mm X 150mm



Cat. No.	LVD-DS-P-700-200
Unit Height	200 mm
Insert size	684mm X 200mm




Cat. No.	LVD-DS-P-700-300
Unit Height	300 mm
Insert size	684mm X 300mm



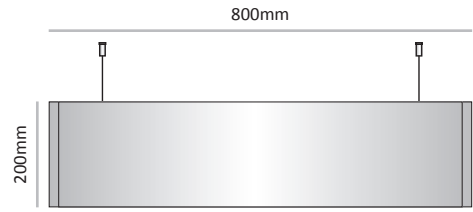
Cat. No.	LVD-DS-P-700-400
Unit Height	400 mm
Insert size	684mm X 400mm

LVD-DS-P-800


Commonly used unit height (other unit height can be ordered by demand)



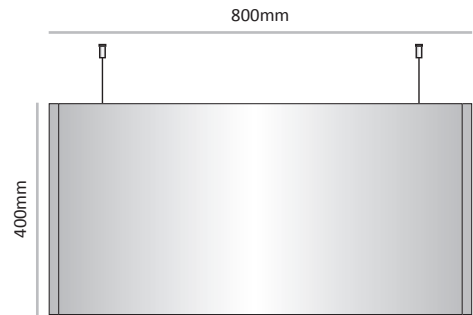
Cat. No.	LVD-DS-P-800-150
Unit Height	150 mm
Insert size	785mm X 150mm



Cat. No.	LVD-DS-P-800-200
Unit Height	200 mm
Insert size	785mm X 200mm




Cat. No.	LVD-DS-P-800-300
Unit Height	300 mm
Insert size	785mm X 300mm




Cat. No.	LVD-DS-P-800-400
Unit Height	400 mm
Insert size	785mm X 400mm

LVD-DS-P-900


Commonly used unit height (other unit height can be ordered by demand)



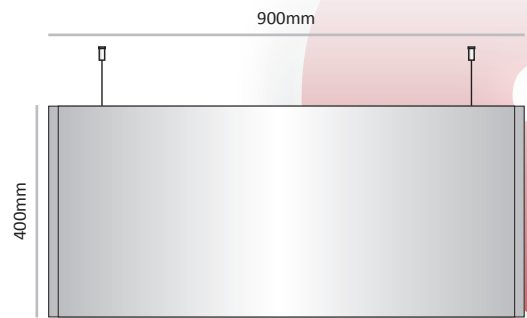
Cat. No.	LVD-DS-P-900-150
Unit Height	150 mm
Insert size	885mm X 150mm



Cat. No.	LVD-DS-P-900-200
Unit Height	200 mm
Insert size	885mm X 200mm




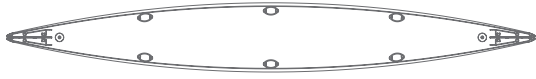
Cat. No.	LVD-DS-P-900-300
Unit Height	300 mm
Insert size	885mm X 300mm




Cat. No.	LVD-DS-P-900-400
Unit Height	400 mm
Insert size	885mm X 400mm

LVD-DS-P-1000


Commonly used unit height (other unit height can be ordered by demand)




Cat. No.	LVD-DS-P-1000-200
Unit Height	200 mm
Insert size	1000mm X 200mm



Cat. No.	LVD-DS-P-1000-300
Unit Height	300 mm
Insert size	1000mm X 300mm



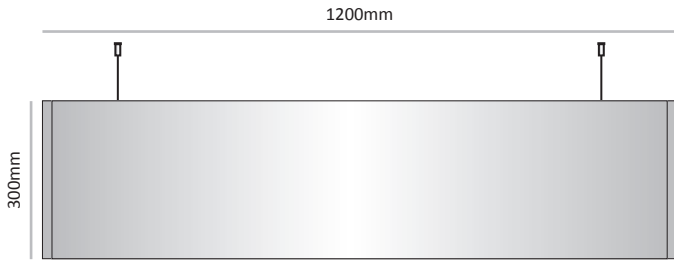
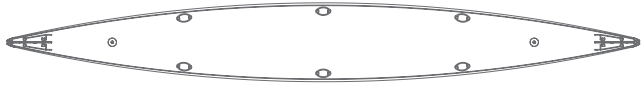
Cat. No.	LVD-DS-P-1000-400
Unit Height	400 mm
Insert size	1000mm X 400mm



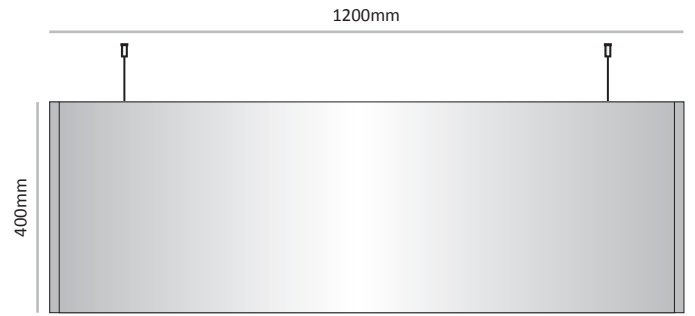
Cat. No.	LVD-DS-P-1000-500
Unit Height	500 mm
Insert size	1000mm X 500mm

LVD-DS-P-1200


Commonly used unit height (other unit height can be ordered by demand)




Cat. No.	LVD-DS-P-1200-300
Unit Height	300 mm
Insert size	1185mm X 300mm



Cat. No.	LVD-DS-P-1200-400
Unit Height	400 mm
Insert size	1185mm X 400mm



Cat. No.	LVD-DS-P-1200-500
Unit Height	500 mm
Insert size	1185mm X 500mm



Cat. No.	LVD-DS-P-1200-600
Unit Height	600 mm
Insert size	1185mm X 600mm



LVPF-L is a projecting flag sign in a landscape configuration.


This elegant yet simple and straight forward double sided projecting flag sign is created by attaching two Leader View profiles back to back, bolted to an oval shaped anodized aluminum base plate.

The LVPF-L is available in four heights: 94, 124, 170 and 230mm with endless length options.

All presented length options are commonly used sizes; however, customized lengths are available upon request.

The Leader View profile smooth face is great for direct vinyl graphics application or printed paper inserts as well.

Changing the paper insert is simple and easy using our silicon suction cup.






1

Plastic end caps are available in three finishes to choose from: Grey ABS, Black ABS and Chrome plated ABS.



3

An easy insert removal using our silicone suction cup



2

Four standard profile height options: 94, 124, 170 and 230mm

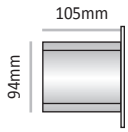
LVPF-L-H-W

LVPF	System Type - Leader View Projecting Flags
L	Sign layout - Landscape
H	Sign Unit Height - mm
W	Sign Unit Width - mm

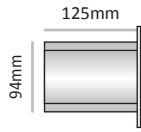


LVPF-L-94

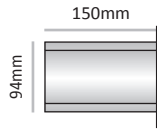
Commonly used unit width (other unit width can be ordered by demand)



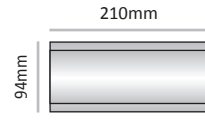
Cat. No.	LVPF-L-94-105
Unit Width	105 mm
Insert size	75mm X 105mm



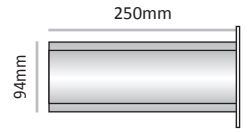
Cat. No.	LVPF-L-94-125
Unit Width	125 mm
Insert size	75mm X 125mm



Cat. No.	LVPF-L-94-150
Unit Width	150 mm
Insert size	75mm X 150mm



Cat. No.	LVPF-L-94-210
Unit Width	210 mm
Insert size	75mm X 210mm

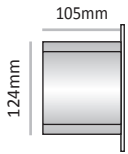


Cat. No.	LVPF-L-94-250
Unit Width	250 mm
Insert size	75mm X 250mm

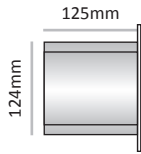


LVPF-L-124

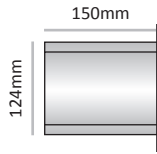
Commonly used unit width (other unit width can be ordered by demand)



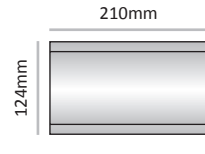
Cat. No.	LVPF-L-124-105
Unit Width	105 mm
Insert size	105mm X 105mm



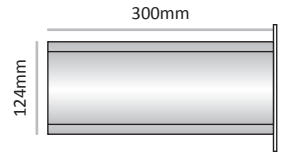
Cat. No.	LVPF-L-124-125
Unit Width	125 mm
Insert size	105mm X 125mm



Cat. No.	LVPF-L-124-150
Unit Width	150 mm
Insert size	105mm X 150mm



Cat. No.	LVPF-L-124-210
Unit Width	210 mm
Insert size	105mm X 210mm

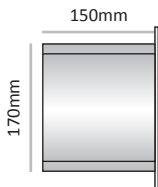


Cat. No.	LVPF-L-124-300
Unit Width	300 mm
Insert size	105mm X 300mm

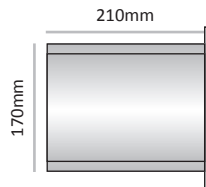


LVPF-L-170

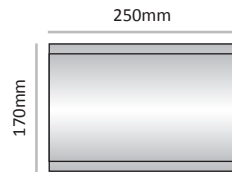
Commonly used unit width (other unit width can be ordered by demand)



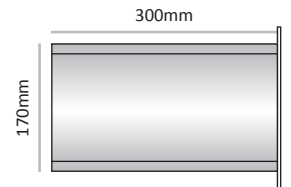
Cat. No.	LVPF-L-170-150
Unit Width	150 mm
Insert size	150mm X 150mm



Cat. No.	LVPF-L-170-210
Unit Width	210 mm
Insert size	150mm X 210mm



Cat. No.	LVPF-L-170-250
Unit Width	250 mm
Insert size	150mm X 250mm

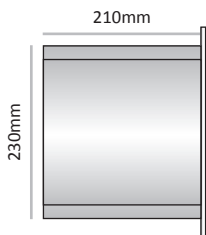


Cat. No.	LVPF-L-170-300
Unit Width	300 mm
Insert size	150mm X 300mm

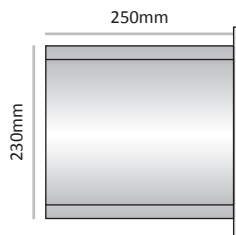


LVPF-L-230

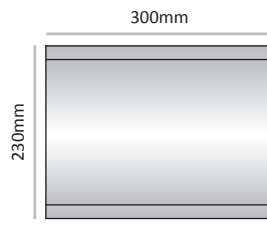
Commonly used unit width (other unit width can be ordered by demand)



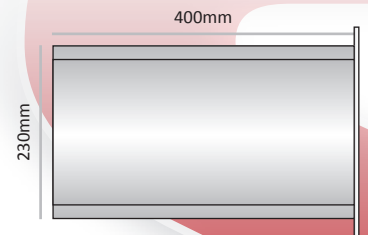
Cat. No.	LVPF-L-230-210
Unit Width	210 mm
Insert size	210mm X 210mm



Cat. No.	LVPF-L-230-250
Unit Width	250 mm
Insert size	210mm X 250mm



Cat. No.	LVPF-L-230-300
Unit Width	300 mm
Insert size	210mm X 300mm



Cat. No.	LVPF-L-230-400
Unit Width	400 mm
Insert size	210mm X 400mm



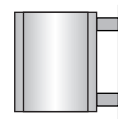
LVPF-P is projecting flag sign in a portrait configuration.

This is a curved triangle shaped double sided sign with top and bottom anodized aluminum machined end caps attached to Leader View profiles, which are projected out of a mounting base plate with specially designed silver polished brass spacers. This design creates a unique appearance.

The LVPF-P is available in three widths: 124, 170 and 230mm with endless height options.

All presented height options are commonly used sizes; however, customized heights are available upon request.

The LVPF-P features a unique mounting technique: the base plate and the sign unit are locked together using special cylindrical spacers, which conveniently allows the base plate to be installed separately.



1

Three standard profile width options: 124, 170 and 230mm




2

An easy insert removal using our silicone suction cup

3

A unique mounting technique using special cylindrical spacers which conveniently allow the base plate to be installed separately from the sign frame

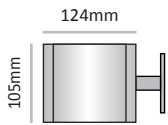
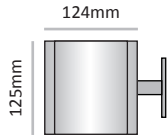
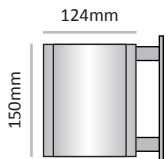
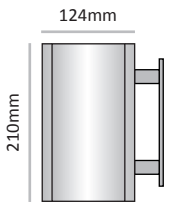


LVPF-P-W-H

LVPF	System Type - Leader View Projecting Flags
P	Sign layout - Portrait
W	Sign Unit Width - mm
H	Sign Unit Height - mm

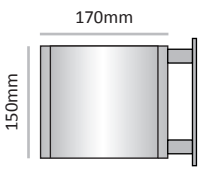
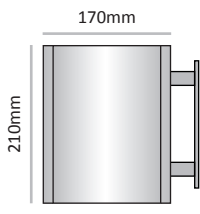
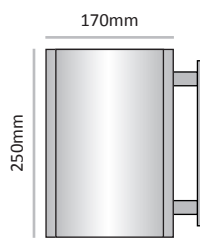
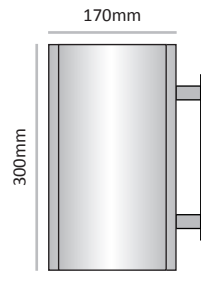
LVPF-P-124 

Commonly used unit height (other unit height can be ordered by demand)

																											
<table border="1"> <tr><td>Cat. No.</td><td>LVPF-P-124-105</td></tr> <tr><td>Unit Height</td><td>105 mm</td></tr> <tr><td>Insert size</td><td>105mm X 105mm</td></tr> </table>	Cat. No.	LVPF-P-124-105	Unit Height	105 mm	Insert size	105mm X 105mm	<table border="1"> <tr><td>Cat. No.</td><td>LVPF-P-124-125</td></tr> <tr><td>Unit Height</td><td>125 mm</td></tr> <tr><td>Insert size</td><td>105mm X 125mm</td></tr> </table>	Cat. No.	LVPF-P-124-125	Unit Height	125 mm	Insert size	105mm X 125mm	<table border="1"> <tr><td>Cat. No.</td><td>LVPF-P-124-150</td></tr> <tr><td>Unit Height</td><td>150 mm</td></tr> <tr><td>Insert size</td><td>105mm X 150mm</td></tr> </table>	Cat. No.	LVPF-P-124-150	Unit Height	150 mm	Insert size	105mm X 150mm	<table border="1"> <tr><td>Cat. No.</td><td>LVPF-P-124-210</td></tr> <tr><td>Unit Height</td><td>210 mm</td></tr> <tr><td>Insert size</td><td>105mm X 210mm</td></tr> </table>	Cat. No.	LVPF-P-124-210	Unit Height	210 mm	Insert size	105mm X 210mm
Cat. No.	LVPF-P-124-105																										
Unit Height	105 mm																										
Insert size	105mm X 105mm																										
Cat. No.	LVPF-P-124-125																										
Unit Height	125 mm																										
Insert size	105mm X 125mm																										
Cat. No.	LVPF-P-124-150																										
Unit Height	150 mm																										
Insert size	105mm X 150mm																										
Cat. No.	LVPF-P-124-210																										
Unit Height	210 mm																										
Insert size	105mm X 210mm																										

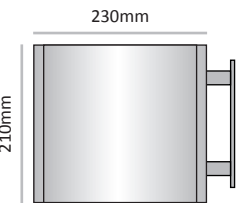
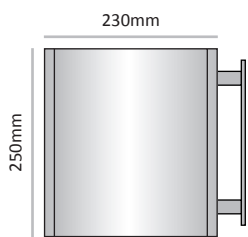
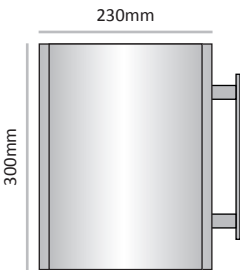
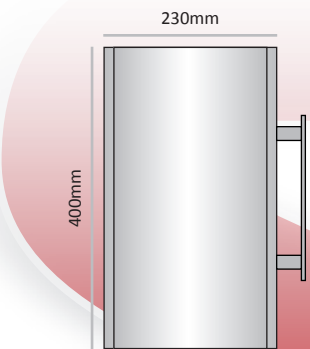
LVPF-P-170 

Commonly used unit height (other unit height can be ordered by demand)

																											
<table border="1"> <tr><td>Cat. No.</td><td>LVPF-P-170-150</td></tr> <tr><td>Unit Height</td><td>150 mm</td></tr> <tr><td>Insert size</td><td>150mm X 150mm</td></tr> </table>	Cat. No.	LVPF-P-170-150	Unit Height	150 mm	Insert size	150mm X 150mm	<table border="1"> <tr><td>Cat. No.</td><td>LVPF-P-170-210</td></tr> <tr><td>Unit Height</td><td>210 mm</td></tr> <tr><td>Insert size</td><td>150mm X 210mm</td></tr> </table>	Cat. No.	LVPF-P-170-210	Unit Height	210 mm	Insert size	150mm X 210mm	<table border="1"> <tr><td>Cat. No.</td><td>LVPF-P-170-250</td></tr> <tr><td>Unit Height</td><td>250 mm</td></tr> <tr><td>Insert size</td><td>150mm X 250mm</td></tr> </table>	Cat. No.	LVPF-P-170-250	Unit Height	250 mm	Insert size	150mm X 250mm	<table border="1"> <tr><td>Cat. No.</td><td>LVPF-P-170-300</td></tr> <tr><td>Unit Height</td><td>300 mm</td></tr> <tr><td>Insert size</td><td>150mm X 300mm</td></tr> </table>	Cat. No.	LVPF-P-170-300	Unit Height	300 mm	Insert size	150mm X 300mm
Cat. No.	LVPF-P-170-150																										
Unit Height	150 mm																										
Insert size	150mm X 150mm																										
Cat. No.	LVPF-P-170-210																										
Unit Height	210 mm																										
Insert size	150mm X 210mm																										
Cat. No.	LVPF-P-170-250																										
Unit Height	250 mm																										
Insert size	150mm X 250mm																										
Cat. No.	LVPF-P-170-300																										
Unit Height	300 mm																										
Insert size	150mm X 300mm																										

LVPF-P-230 

Commonly used unit height (other unit height can be ordered by demand)

																											
<table border="1"> <tr><td>Cat. No.</td><td>LVPF-P-230-210</td></tr> <tr><td>Unit Height</td><td>210 mm</td></tr> <tr><td>Insert size</td><td>210mm X 210mm</td></tr> </table>	Cat. No.	LVPF-P-230-210	Unit Height	210 mm	Insert size	210mm X 210mm	<table border="1"> <tr><td>Cat. No.</td><td>LVPF-P-230-250</td></tr> <tr><td>Unit Height</td><td>250 mm</td></tr> <tr><td>Insert size</td><td>210mm X 250mm</td></tr> </table>	Cat. No.	LVPF-P-230-250	Unit Height	250 mm	Insert size	210mm X 250mm	<table border="1"> <tr><td>Cat. No.</td><td>LVPF-P-230-300</td></tr> <tr><td>Unit Height</td><td>300 mm</td></tr> <tr><td>Insert size</td><td>210mm X 300mm</td></tr> </table>	Cat. No.	LVPF-P-230-300	Unit Height	300 mm	Insert size	210mm X 300mm	<table border="1"> <tr><td>Cat. No.</td><td>LVPF-P-230-400</td></tr> <tr><td>Unit Height</td><td>400 mm</td></tr> <tr><td>Insert size</td><td>210mm X 400mm</td></tr> </table>	Cat. No.	LVPF-P-230-400	Unit Height	400 mm	Insert size	210mm X 400mm
Cat. No.	LVPF-P-230-210																										
Unit Height	210 mm																										
Insert size	210mm X 210mm																										
Cat. No.	LVPF-P-230-250																										
Unit Height	250 mm																										
Insert size	210mm X 250mm																										
Cat. No.	LVPF-P-230-300																										
Unit Height	300 mm																										
Insert size	210mm X 300mm																										
Cat. No.	LVPF-P-230-400																										
Unit Height	400 mm																										
Insert size	210mm X 400mm																										



LVTS-L is a table stand in a landscape configuration using Leader View profiles.

Shark fin shaped anodized aluminum side caps provide stability to either single or double sided units. A gently reclining appearance combined with round edged side caps create a very welcoming look.

The LVTS-L is available in five heights: 70, 94, 124, 170 and 230mm with endless width options.

All presented width options are commonly used sizes; however, customized widths are available upon request.

Changing the paper insert is simple and easy using our silicon suction cup.





1

A double sided configuration



3

An easy insert removal using our silicone suction cup



2

Five standard profile height options: 70,94,124,170 and 230mm

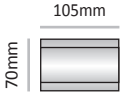
LVTS-L-H-W

LVTS	System Type - Leader View Table Stands
L	Sign layout - Landscape
H	Sign Unit Height - mm
W	Sign Unit Width - mm
SS/DS	Single Sided/Double Sided

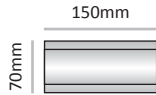


LVTS-L-70

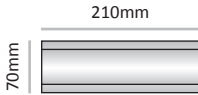
Commonly used unit width (other unit width can be ordered by demand)



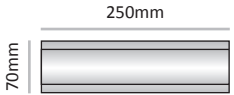
Cat. No.	LVTS-L-70-105
Unit Width	105 mm
Insert size	52mm X 105mm



Cat. No.	LVTS-L-70-150
Unit Width	150 mm
Insert size	52mm X 150mm



Cat. No.	LVTS-L-70-210
Unit Width	210 mm
Insert size	52mm X 210mm

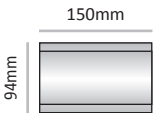


Cat. No.	LVTS-L-70-250
Unit Width	250 mm
Insert size	52mm X 250mm

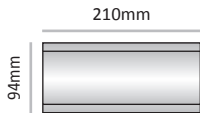


LVTS-L-94

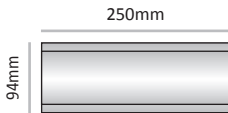
Commonly used unit width (other unit width can be ordered by demand)




Cat. No.	LVTS-L-94-150
Unit Width	150 mm
Insert size	75mm X 150mm



Cat. No.	LVTS-L-94-210
Unit Width	210 mm
Insert size	75mm X 210mm



Cat. No.	LVTS-L-94-250
Unit Width	250 mm
Insert size	75mm X 250mm

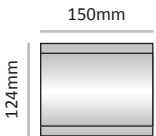


Cat. No.	LVTS-L-94-300
Unit Width	300 mm
Insert size	75mm X 300mm

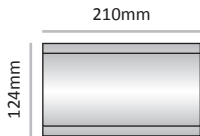


LVTS-L-124


Commonly used unit width (other unit width can be ordered by demand)




Cat. No.	LVTS-L-124-150
Unit Width	150 mm
Insert size	105mm X 150mm




Cat. No.	LVTS-L-124-210
Unit Width	210 mm
Insert size	105mm X 210mm



Cat. No.	LVTS-L-124-250
Unit Width	250 mm
Insert size	105mm X 250mm

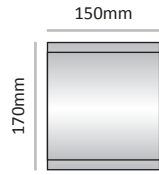


Cat. No.	LVTS-L-124-300
Unit Width	300 mm
Insert size	105mm X 300mm

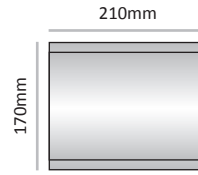


LVTS-L-170

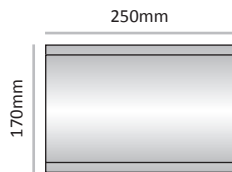
Commonly used unit width (other unit width can be ordered by demand)



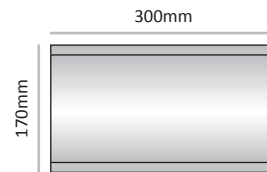
Cat. No.	LVTS-L-170-150
Unit Width	150 mm
Insert size	150mm X 150mm



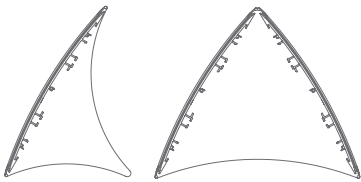
Cat. No.	LVTS-L-170-210
Unit Width	210 mm
Insert size	150mm X 210mm



Cat. No.	LVTS-L-170-250
Unit Width	250 mm
Insert size	150mm X 250mm

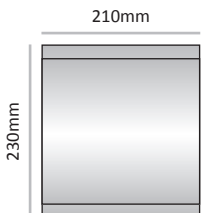


Cat. No.	LVTS-L-170-300
Unit Width	300 mm
Insert size	150mm X 300mm

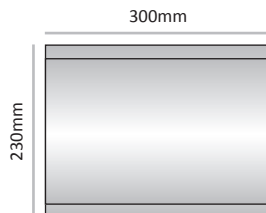


LVTS-L-230


Commonly used unit width (other unit width can be ordered by demand)



Cat. No.	LVTS-L-230-210
Unit Width	210 mm
Insert size	210mm X 210mm



Cat. No.	LVTS-L-230-300
Unit Width	300 mm
Insert size	210mm X 300mm



Cat. No.	LVTS-L-230-400
Unit Width	400 mm
Insert size	210mm X 400mm



LVTS-P is a table stand in a portrait configuration using Leader View profiles.

An oval shaped anodized aluminum base is used in single and double sided units.

The LVTS-P is available in four widths: 94, 124, 170 and 230mm with endless height options.

All presented height options are commonly used sizes; however, customized heights are available upon request.

The top plastic caps are offered in three different colors: Grey ABS, Black ABS and Chrome plated ABS.

Changing the paper insert is simple and easy using our silicon suction cup.





1

A double sided configuration



2

Plastic end caps are available in three finishes to choose from: Grey ABS, Black ABS and Chrome plated ABS.



3

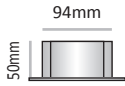
An easy insert removal using our silicone suction cup

LVTS-P-W-H

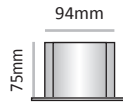
LVTS	System Type - Leader View Table Stands
P	Sign layout - Portrait
W	Sign Unit Width - mm
H	Sign Unit Height - mm
SS/DS	Single Sided/Double Sided

LVTS-P-94 

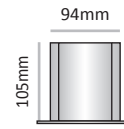
Commonly used unit height (other unit height can be ordered by demand)



Cat. No.	LVTS-P-94-50
Unit Height	50 mm
Insert size	75mm X 50mm



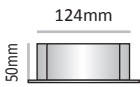
Cat. No.	LVTS-P-94-75
Unit Height	75 mm
Insert size	75mm X 75mm



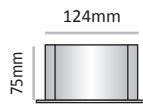
Cat. No.	LVTS-P-94-105
Unit Height	105 mm
Insert size	75mm X 105mm

LVTS-P-124 

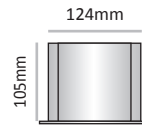
Commonly used unit height (other unit height can be ordered by demand)



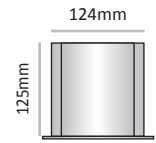
Cat. No.	LVTS-P-124-50
Unit Height	50 mm
Insert size	105mm X 50mm



Cat. No.	LVTS-P-124-75
Unit Height	75 mm
Insert size	105mm X 75mm



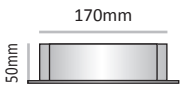
Cat. No.	LVTS-P-124-105
Unit Height	105 mm
Insert size	105mm X 105mm



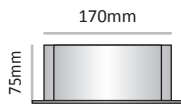
Cat. No.	LVTS-P-124-125
Unit Height	125 mm
Insert size	105mm X 125mm

LVTS-P-170 

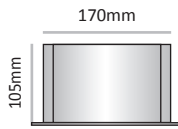
Commonly used unit height (other unit height can be ordered by demand)



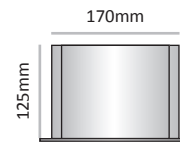
Cat. No.	LVTS-P-170-50
Unit Height	50 mm
Insert size	150mm X 50mm



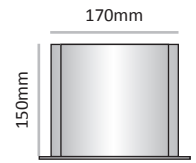
Cat. No.	LVTS-P-170-75
Unit Height	75 mm
Insert size	150mm X 75mm



Cat. No.	LVTS-P-170-105
Unit Height	105 mm
Insert size	150mm X 105mm




Cat. No.	LVTS-P-170-125
Unit Height	125 mm
Insert size	150mm X 125mm



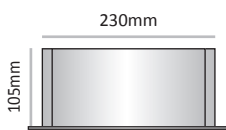
Cat. No.	LVTS-P-170-150
Unit Height	150 mm
Insert size	150mm X 150mm

LVTS-P-230 

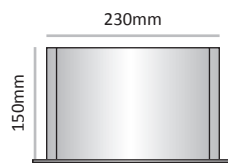
Commonly used unit height (other unit height can be ordered by demand)



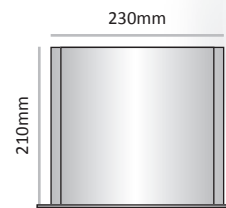
Cat. No.	LVTS-P-230-75
Unit Height	75 mm
Insert size	210mm X 75mm



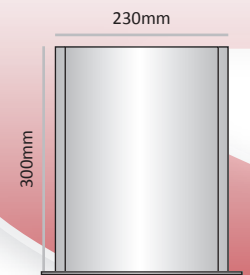
Cat. No.	LVTS-P-230-105
Unit Height	105 mm
Insert size	210mm X 105mm



Cat. No.	LVTS-P-230-150
Unit Height	150 mm
Insert size	210mm X 150mm



Cat. No.	LVTS-P-230-210
Unit Height	210 mm
Insert size	210mm X 210mm



Cat. No.	LVTS-P-230-300
Unit Height	300 mm
Insert size	210mm X 300mm